

# **ANNUAL REPORT FY2021**

## **OFFICE OF RESEARCH & SPONSORED PROGRAMS**

**SAM HOUSTON STATE UNIVERSITY**

Prepared by

**Chad W. Hargrave  
Associate Provost**

September 2021



**Sam Houston  
State University**  
A MEMBER OF THE TEXAS STATE UNIVERSITY SYSTEM™

## **EXECUTIVE SUMMARY**

*Grants Submitted & Awarded* – Faculty and staff from all eight colleges and 45 academic departments/units submitted 219 proposals to external sponsors. The funding requests totaled \$75,599,688. The number of grants submitted, and dollars requested was a record for the SHSU research community. Seventy-five different sponsors received proposals from SHSU, including federal agencies (21%), state agencies (12%), universities (4%), non-profit foundations/associations (52%), and private businesses (11%).

Eighty-nine proposals were recommended for funding. These proposals were from all eight colleges and 34 academic departments/units. The funding awarded totaled \$103,656,676; this includes \$82M in CARES Act funding. Without CARES funding, the total funding awarded was about \$21M. Funds (less CARES funding) were awarded from 52 sponsors, including federal agencies (15%), state agencies (21%), universities (12%), non-profit foundations/associations (46%), and private businesses (6%).

Proposal submissions and grant awards have continued to increase over the past five fiscal years.

*Grant Expenditures* – Grant expenditures totaling \$38.2M were charged to 216 active awards. This included about \$20.7M in CARES funding. Scholarships resulting from CARES Act funding accounted for nearly 60% of these expenditures. With CARES Act funding removed, expenditures for faculty and staff compensation and benefits totaled \$10.7M (61%) of all expenditures. Faculty and staff travel accounted for \$72K (0.4%) of expenditures. About \$578K (3%) of grant expenditures were spent on student wages. Consumables accounted for 6% (\$1M) of total expenditures. About \$122K (0.7%) of grant expenditures were spent on consulting and contracted services. Scholarships totaled \$3.2M (18%) of all expenditures. About \$1.8M (10%) of grant expenditures were spent on indirect costs.

Grant expenditures have continued to increase over the past five fiscal years.

*Principal Investigators* – Faculty from all ranks, research staff (e.g., institute directors), and administrators submitted the 219 proposals, received 89 awards, and contributed to the expenditures. On average, 17% of the current faculty-body at SHSU participated in grant activities.

*Internal Support* – Faculty submitted 38 internal grant proposals for \$333K in FY21. Twenty-five proposals were funded (66% of proposals) for a total of \$198K (60% of requested funds). In addition to the internal grant programs, ORSP provided strategic support to nine individual faculty for a total of \$46K

*Performance Survey* – Faculty/staff had an above average satisfaction (3.5 on a 5-point scale) rating of the services provided by ORSP based on the FY21 faculty satisfaction survey. Faculty evaluated ORSP in the following categories – proposal development, budget development and submissions, media/communications, and compliance. The Office of Research and Sponsored Programs scored the highest in the budget development and submissions category and the lowest in the media and communications category.

*Goals & Plan* – In FY21, ORSP made significant progress towards our vision and mission. We will continue to collect data (presented in this report), analyze trends, and adjust the strategic plan to best meet the needs of the faculty/staff. Our goals for FY22 are to continue nurturing relationships built with faculty/staff in FY18, develop new partnerships and relationships, expand training opportunities for faculty/staff grant writing, increase operational efficiency and fine-tune proposal workflow (from conception to submission), and enhance the internal and external use of the SHSU Core Laboratories.

## **TABLE OF CONTENTS**

Section I. Grants submitted in FY21	7
Section II. Grants awarded in FY21	39
Section III Grant expenditures in FY21	55
Section IV. Trends and analyses from FY17-FY21	67
Section V. ORSP support for faculty	75
Section VI. Faculty survey of ORSP services for FY18-FY21	84
Section VII. Current strategic goals and plan for ORSP	87

## **LIST OF TABLES**

Section I	
Table I-1. Summary of grants submitted in FY21 by college/division.	9
Table I-2. Summary of grants submitted in FY21 by department.	10
Table I-3. Detailed information for grants submitted in FY21.	12
Table I-4. Faculty numbers by department for each rank in FY21.	34
Table I-5. Summary information for faculty submitting grants.	36
Table I-6. List of sponsors receiving grant proposals.	37
Table I-7. Summary of grant submissions by sponsor type.	38
Section II	
Table II-1. Summary of grants awarded in FY21 by college/division.	41
Table II-2. Summary of grants awarded in FY21 by department.	42
Table II-3. Detailed information for grants awarded in FY21.	44
Table II-4. Summary information for faculty awarded grants.	52
Table II-5. List of sponsors providing funding.	53
Table II-6. Summary of grant awards by sponsor type.	54

## Section III



Table III-1. Summary of grant expenditures in FY21 by college/division.	58
Table III-2. Summary of grants expenditures in FY21 by department.	59
Table III-3. Summary information for faculty with active grants.	61
Table III-4. Grant expenditures in FY21 by funding source.	62
Table III-5. Grant expenditures in FY21 by funding source and funding program.	63
Table III-6. Grant expenditures for each college in FY21 by account code.	64
Table III-7. Grant expenditures for each department in FY21 by account code.	65

#### Section IV

Table IV-1. Five-year trends in grant activity for each college/division.	70
Table IV-2. Five-year trends in grant activity for each PI.	71

#### Section V

Table V-1. Faculty Research Council members by term.	76
Table V-2. Summary of internal grant applications and awards in FY21.	77
Table V-3. Applications and awards in FY21 to the Individual Scholarship Program.	78
Table V-4. Applications and awards in FY21 to the New Faculty Program.	79
Table V-5. Applications and awards in FY21 to the Interdisciplinary Collaborations Program.	80
Table V-6. Applications and awards in FY21 to Pilot Studies Program.	81
Table V-7. Summary of strategic funding provided by ORSP in FY18-FY21.	82

#### Section VI

Table VI-1. Faculty perception survey of support and services provided by ORSP in FY18-FY21.	86
--	----

#### **LIST OF FIGURES**

Figure I-1. Proposals submitted, PIs submitting proposals, and grant dollars requested to external sponsors by college in FY21.	7
Figure II-1. Proposals awarded, PIs receiving awards, and total dollars awarded by external sponsors by college in FY21.	39

Figure III-1.	Grant expenditures by college in FY21.	55
Figure III-2.	Grant expenditures in FY21 by sponsor and program code.	56
Figure III-3.	Grant expenditures in FY21 by account code.	57
Figure IV-1.	Proposals submitted and dollars requested from external sponsors form FY17-FY21.	67
Figure IV-2.	Proposals awarded and dollars awarded from external sponsors from FY17-FY21.	68
Figure IV-3.	Active external grants and external grant expenditures from FY17-FY21.	68
Figure IV-4.	Number of PIs submitting grants and active grants from FY17-FY21.	69

## SECTION I – GRANT SUBMISSIONS IN FY21

*Grant Submissions* – Two-hundred and nineteen proposals were submitted to external sponsors in FY21, totaling \$75,599,688 in requested external support (Tables I-1, I-2, & I-3).

Forty-five different individual departments submitted the 219 proposals. These departments represent all eight academic colleges at SHSU, as well as Academic Affairs, Enrollment Management, and Student Services. The College of Education had the largest requested dollar figure, followed by The College of Science and Engineering Technology. The College of Science and Engineering Technology represented the largest number of submissions (Figure I-1).

There were 674 tenure-track and clinical faculty in FY21 (Table I-4). One hundred and twelve individual PIs (17% of all faculty) submitted proposals in FY21. The College of Science and Engineering Technology had the greatest number of individual PIs submitting proposals followed by the College of Criminal Justice and College of Education. Assistant Professors submitted the greatest number of proposals (19% of Assistant Professors), Full Professors submitted the second largest number of proposals (10% of Full Professors), and Associate Professors (14% of Associate Professors) submitted the fewest. Full Professors requested the largest amount of funding, Associate Professors requested the second highest amount, and Assistant Professors requested the lowest (Table I-5).

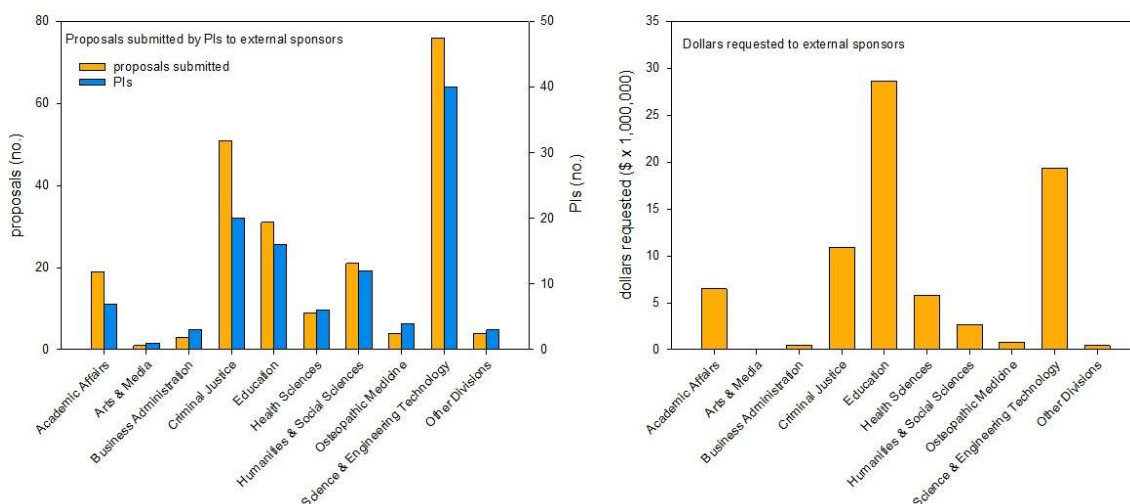


Figure I-1. Number of proposals submitted, number of PIs submitting proposals and total grant dollars requested to external sponsors by college in FY21.

Proposals were submitted to 75 different external sponsors and included partnerships with 20 different universities (Table I-6). This included 16 (21% of all sponsors) federal sponsors (including pass-through), nine (12%) state or local governments of Texas, three (4%) universities, 39 (52%) non-profit foundations/associations, and eight (11%) private businesses (Table I-6). Total funding requested from federal agencies (including pass-through) was \$60M, \$12M was requested from state and local governments in Texas, and \$3M was requested from

private foundations. The lowest amount (~\$1M, combined) was requested from universities and private businesses (Table I-7).

Table I-1. Number of grants submitted, number of PIs and dollars requested in external grants submitted in FY21 by college/division.

COLLEGE/DIVISION	NUMBER OF GRANTS SUBMITTED	NUMBER OF PIs SUBMITTING	DOLLARS REQUESTED
<b>ACADEMIC AFFAIRS</b>			
	19	7	\$6,477,131
<b>COLLEGE OF ARTS &amp; MEDIA</b>			
	1	1	\$92,055
<b>COLLEGE OF BUSINESS ADMINISTRATION</b>			
	3	3	\$465,274
<b>COLLEGE OF CRIMINAL JUSTICE</b>			
	51	20	\$10,919,629
<b>COLLEGE OF EDUCATION</b>			
	31	16	\$28,620,031
<b>COLLEGE OF HEALTH SCIENCES</b>			
	9	6	\$5,775,389
<b>COLLEGE OF HUMANITIES &amp; SOCIAL SCIENCES</b>			
	21	12	\$2,690,042
<b>COLLEGE OF OSTEOPATHIC MEDICINE</b>			
	4	4	\$803,409
<b>COLLEGE OF SCIENCE &amp; ENGINEERING TECHNOLOGY</b>			
	76	40	\$19,331,628
<b>OTHER DIVISIONS</b>			
	4	3	\$425,100
<b>UNIVERSITY TOTAL</b>	<b>219</b>	<b>112</b>	<b>\$75,599,688</b>

Table I-2. Number of grants submitted, number of PIs and dollars requested in external grants submitted in FY21 by department.

COLLEGE/DIVISION & DEPARTMENT	NUMBER OF GRANTS SUBMITTED	NUMBER OF PIs SUBMITTING	DOLLARS REQUESTED
<b>ACADEMIC AFFAIRS</b>			
Academic Success Center			
Army Reserve Officers Training Corp			
Center for Community Engagement			
Department of Military Science	1	1	\$55,000
Enrollment Management			
Faculty Development & Success	3	1	\$2,488,300
Financial Aid	1	1	\$3,064,688
Graduate Studies			
Newton Gresham Library			
Online Operations			
ORSP/Research Centers	14	4	\$869,143
<b>Division Total</b>	<b>19</b>	<b>7</b>	<b>\$6,477,131</b>
<b>COLLEGE OF ARTS &amp; MEDIA</b>			
Administration			
Art			
Dance			
Mass Communication	1	1	\$92,055
School of Music			
Theatre & Musical Theatre			
<b>College Total</b>	<b>1</b>	<b>1</b>	<b>\$92,055</b>
<b>COLLEGE OF BUSINESS ADMINISTRATION</b>			
Administration			
Accounting	1	1	\$14,325
Center for Innovation & Technology			
Economics & International Business			
General Business & Finance			
Management, Marketing & Information Systems	1	1	\$4,886
Small Business Development Center	1	1	\$446,063
<b>College Total</b>	<b>3</b>	<b>3</b>	<b>\$465,274</b>
<b>COLLEGE OF CRIMINAL JUSTICE</b>			
Administration	1	1	\$1,203,820
Correctional Management Institute of Texas	15	2	\$1,080,034
Crime Victims Institute			
Criminal Justice and Criminology	4	4	\$1,519,876
Forensic Science	22	8	\$4,569,629
Impaired Driving Initiatives	4	1	\$1,341,686
Law Enforcement Management Institute of Texas	2	1	\$660,146
Security Studies	1	1	\$463,220
Victim Studies	2	2	\$81,218
<b>College Total</b>	<b>51</b>	<b>20</b>	<b>\$10,919,629</b>
<b>COLLEGE OF EDUCATION</b>			
Administration	2	2	\$9,184,237
Center for Assessment, Research & Educational Safety			
Charter School	6	2	\$377,652
Counselor Education			
Educational Leadership	3	2	\$1,226,672

Garrett Center	1	1	\$1,479,790
Library Science & Technology	3	2	\$1,051,679
School of Teaching and Learning	16	7	\$15,300,001
TRIO SSS			
<b>College Total</b>	<b>31</b>	<b>16</b>	<b>\$28,620,031</b>
<b>COLLEGE OF HEALTH SCIENCES</b>			
Administration	2	1	\$58,894
Family and Consumer Science			
Kinesiology	1	1	\$7,275
Population Health	5	3	\$5,672,365
School of Nursing	1	1	\$36,855
<b>College Total</b>	<b>9</b>	<b>6</b>	<b>\$5,775,389</b>
<b>COLLEGE OF HUMANITIES &amp; SOCIAL SCIENCES</b>			
Administration			
Center for Rural Studies			
Communication Studies			
English	1	1	\$60,000
History	3	3	\$56,212
Political Science			
Psychology and Philosophy	15	6	\$2,398,747
Sociology	1	1	\$11,598
World Languages and Cultures	1	1	\$163,485
<b>College Total</b>	<b>21</b>	<b>12</b>	<b>\$2,690,042</b>
<b>COLLEGE OF OSTEOPATHIC MEDICINE</b>			
Administration	1	1	\$60,000
Clinical Anatomy			
Clinical Education	1	1	\$31,733
Clinical Skills			
Graduate Medical Education			
Molecular and Cellular Biology	1	1	\$86,712
Osteopathic Principles and Practice			
Physiology and Pharmacology	1	1	\$624,964
Primary Care			
<b>College Total</b>	<b>4</b>	<b>4</b>	<b>\$803,409</b>
<b>COLLEGE OF SCIENCE AND ENGINEERING TECHNOLOGY</b>			
Administration			
School of Agricultural Sciences	6	5	\$752,108
Biological Sciences	21	8	\$5,270,452
Chemistry	9	6	\$1,556,923
Computer Science	13	7	\$6,282,171
Engineering Technology	18	7	\$2,708,400
Environmental & Geosciences	1	1	\$43,418
Mathematics & Statistics	4	3	\$1,364,596
Physics & Astronomy	4	3	\$1,353,560
<b>College Total</b>	<b>76</b>	<b>40</b>	<b>\$19,331,628</b>
<b>OTHER DIVISIONS</b>			
Enrollment Management	3	2	\$413,500
Finance and Operations			
Sam Houston Memorial Museum			
Student Services	1	1	\$11,600
<b>Other Divisions Total</b>	<b>4</b>	<b>3</b>	<b>\$425,100</b>
<b>UNIVERSITY TOTAL</b>	<b>219</b>	<b>112</b>	<b>\$75,599,688</b>

Table I-3. Detail of all proposals submitted in FY21 by SHSU faculty and staff.

COLLEGE/DIVISION	DEPARTMENT	SPONSOR, PI, COPI, TITLE	AMOUNT REQUESTED	DATE SUBMITTED
ACADEMIC AFFAIRS	Department of Military Science	Ed Rachal Foundation	\$55,000	8/27/2021
		PI & COPI(s): Cooley, Joshua		
		Title: <i>Sam Houston State University Bearkat Battalion</i>		
ACADEMIC AFFAIRS	Faculty Development & Success	U.S. Department of Education	\$2,212,162	7/13/2021
		PI & COPI(s): Loft, Brian; Breen, Mary Catherine		
		Title: <i>Strengthening Academic Support at SHSU</i>		
ACADEMIC AFFAIRS	Faculty Development & Success	American Association of State Colleges and Universities	\$25,000	9/2/2020
		PI & COPI(s): Loft, Brian		
		Title: <i>Implementation of Math Pathways</i>		
ACADEMIC AFFAIRS	Faculty Development & Success	Greater Texas Foundation	\$251,138	10/19/2020
		PI & COPI(s): Loft, Brian		
		Title: <i>Enhancing SH ELITE and Evolve: Support for Outreach and Transition</i>		
ACADEMIC AFFAIRS	Financial Aid	Texas Higher Education Coordinating Board	\$3,064,688	9/1/2020
		PI & COPI(s): Hall, Lydia		
		Title: <i>Governor's Emergency Education Relief Fund (GEER)</i>		
ACADEMIC AFFAIRS	Texas Invasive Species Institute	The Texas Department of Agriculture	\$28,000	8/6/2021
		PI & COPI(s): Herrera Martinez, Alexandra		
		Title: <i>Detection and mitigation of plant pests and diseases</i>		
ACADEMIC AFFAIRS	Texas Invasive Species Institute	U.S. Department of Agriculture	\$100,090	7/15/2021
		PI & COPI(s): Herrera Martinez, Alexandra		
		Title: <i>Early detection of plant pathogens for small grains and corn in soil samples</i>		
ACADEMIC AFFAIRS	Texas Invasive Species Institute	Gulf State Marine Fisheries Commission	\$40,659	6/8/2021
		PI & COPI(s): Kleiner, Kylee; Smith-Herron, Autumn		
		Title: <i>ANS Tree Frog Survey</i>		
ACADEMIC AFFAIRS	Texas Invasive Species Institute	Texas Parks and Wildlife	\$99,566	5/28/2021
		PI & COPI(s): Kleiner, Kylee; Smith-Herron, Autumn		
		Title: <i>Biological control of Giant Salvinia through mass rearing and release of Salvinia weeviles in private waterways</i>		
ACADEMIC AFFAIRS	Texas Invasive Species Institute	U.S. Department of Agriculture	\$54,264	7/8/2021



		PI & COPI(s): Kleiner, Kylee		
		Title: <i>Invasive Mollusk Pest Survey</i>		
ACADEMIC AFFAIRS	Texas Invasive Species Institute	U.S. Department of Agriculture	\$73,253	7/20/2021
		PI & COPI(s): Kleiner, Kylee; Yildiz, Faruk; Ma, Junkun		
		Title: <i>Texas Field Survey for Development of a universal no-kill invertebrate trap for the pupose of eDNA field sampling</i>		
ACADEMIC AFFAIRS	Texas Invasive Species Institute	U.S. Department of Agriculture	\$46,532	7/8/2021
		PI & COPI(s): Kleiner, Kylee		
		Title: <i>Texas Field Survey for Corn and Small Grain Priority Pests</i>		
ACADEMIC AFFAIRS	Texas Invasive Species Institute	Texas Parks and Wildlife	\$99,455	5/25/2021
		PI & COPI(s): Morgan-Olvera, Ashley; Herrera Martinez, Alexandra		
		Title: <i>Early detection of Angiostrongylus nematodes in Apple Snail (Pomacea sp.) populations in Gulf Coastal counties to mitigate human health concerns in Texas</i>		
ACADEMIC AFFAIRS	Texas Invasive Species Institute	U.S. Department of Agriculture	\$66,093	7/15/2021
		PI & COPI(s): Morgan-Olvera, Ashley; Herrera Martinez, Alexandra		
		Title: <i>Increasing mitigation of Laurel Wilt in Texas through coordinated efforts of early detection and rapid response with the public.</i>		
ACADEMIC AFFAIRS	Texas Invasive Species Institute	Gulf State Marine Fisheries Commission	\$52,310	6/11/2021
		PI & COPI(s): Morgan-Olvera, Ashley; Kleiner, Kylee		
		Title: <i>Texas Public Education and Engagement in the Detection and Removal of Aquatic Nuisance Species using Texasinvasives.org.</i>		
ACADEMIC AFFAIRS	Texas Invasive Species Institute	U.S. Department of Agriculture	\$43,725	7/14/2021
		PI & COPI(s): Morgan-Olvera, Ashley; Kleiner, Kylee		
		Title: <i>Citrus Greening and Asian Citrus Psyllid Education and Detection campaign in Texas</i>		
ACADEMIC AFFAIRS	Texas Invasive Species Institute	U.S. Department of Agriculture	\$67,135	7/7/2021
		PI & COPI(s): Morgan-Olvera, Ashley; Kleiner, Kylee		
		Title: <i>Bundled survey for Exotic Wood-boring Beetles in Pine and Oak trees, and the invasive Giant Asian Hornet.</i>		
ACADEMIC AFFAIRS	Texas Invasive Species Institute	Texas Parks and Wildlife	\$33,950	8/5/2021
		PI & COPI(s): Morgan-Olvera, Ashley		
		Title: <i>Texasinvasives.org Program</i>		
ACADEMIC AFFAIRS	Texas Invasive Species Institute	U.S. Department of Agriculture	\$64,111	7/2/2021
		PI & COPI(s): Smith-Herron, Autumn; Kleiner, Kylee		
		Title: <i>Invasive soil survey in Texas</i>		
COLLEGE OF ARTS & MEDIA	Mass Communication	Facebook: Foundation Integrity Research	\$92,055	7/13/2021

PI & COPI(s): Hubbard, Katharine				
Title: <i>The Representation of Asian Americans in Advertising Over the Last Decade</i>				
COLLEGE OF BUSINESS ADMINISTRATION	Accounting	Internal Revenue Services, Volunteer Income Tax Assistance Grant	\$14,325	5/25/2021
PI & COPI(s): England, Trevor				
Title: <i>IRS VITA Grant for the SHSU Bearkat VITA Center</i>				
COLLEGE OF BUSINESS ADMINISTRATION	Management, Marketing & Information Systems	Walmart	\$4,886	9/1/2020
PI & COPI(s): Zelbst, Pamela; Balaraman, Rajesh				
Title: <i>Vocational training on robotics and 3D printers</i>				
COLLEGE OF BUSINESS ADMINISTRATION	Small Business Development Center	University of Houston (FY 22 Funding)	\$446,063	8/24/2021
PI & COPI(s): Ellisor, Rhonda; McLerran, Kim; Fletcher, John				
Title: <i>SBDC FY 2022 Budget</i>				
COLLEGE OF CRIMINAL JUSTICE	Administration	Office of National Drug Control Policy	\$1,203,820	4/1/2021
PI & COPI(s): Lyons, Phillip				
Title: <i>HIDTA 2022</i>				
COLLEGE OF CRIMINAL JUSTICE	Correctional Management Institute of Texas (CMIT)	Department of State, Bureau of International Narcotics and Law Enforcement Affairs (INL)	\$58,828	6/4/2021
PI & COPI(s): Dretke, Douglas				
Title: <i>Executive Leadership Forum for Mexico August 21</i>				
COLLEGE OF CRIMINAL JUSTICE	Correctional Management Institute of Texas (CMIT)	Department of State, Bureau of International Narcotics and Law Enforcement Affairs (INL)	\$58,828	6/4/2021
PI & COPI(s): Dretke, Douglas				
Title: <i>Executive Leadership Forum for Mexico September 21</i>				
COLLEGE OF CRIMINAL JUSTICE	Correctional Management Institute of Texas (CMIT)	Department of State, Bureau of International Narcotics and Law Enforcement Affairs (INL)	\$32,158	6/4/2021
PI & COPI(s): Dretke, Douglas				
Title: <i>Executive Leadership Forum for Guatemala October 21</i>				
COLLEGE OF CRIMINAL JUSTICE	Correctional Management Institute of Texas (CMIT)	Department of State, Bureau of International Narcotics and Law Enforcement Affairs (INL)	\$52,680	6/4/2021
PI & COPI(s): Dretke, Douglas				
Title: <i>Executive Leadership Forum for Moldova January 22</i>				
COLLEGE OF CRIMINAL JUSTICE	Correctional Management Institute of Texas (CMIT)	Department of State, Bureau of International Narcotics and Law Enforcement Affairs (INL)	\$47,834	6/4/2021
PI & COPI(s): Dretke, Douglas				
Title: <i>Executive Leadership Forum for Afghanistan March 22</i>				
COLLEGE OF CRIMINAL JUSTICE	Correctional Management Institute of Texas (CMIT)	Department of State, Bureau of International Narcotics and Law Enforcement Affairs (INL)	\$58,828	6/4/2021

PI & COPI(s): Dretke, Douglas				
Title: <i>Executive Leadership Forum for Mexico April 22</i>				
COLLEGE OF CRIMINAL JUSTICE	Correctional Management Institute of Texas (CMIT)	Department of State, Bureau of International Narcotics and Law Enforcement Affairs (INL)	\$55,416	6/4/2021
PI & COPI(s): Dretke, Douglas				
Title: <i>Executive Leadership Forum for Mexico July 22</i>				
COLLEGE OF CRIMINAL JUSTICE	Correctional Management Institute of Texas (CMIT)	Department of State, Bureau of International Narcotics and Law Enforcement Affairs (INL)	\$6,416	6/4/2021
PI & COPI(s): Dretke, Douglas				
Title: <i>Executive Leadership Forum for Trinidad and Tobago July 22</i>				
COLLEGE OF CRIMINAL JUSTICE	Correctional Management Institute of Texas (CMIT)	Department of State, Bureau of International Narcotics and Law Enforcement Affairs (INL)	\$32,158	6/4/2021
PI & COPI(s): Dretke, Douglas				
Title: <i>Executive Leadership Forum for Colombia October 21</i>				
COLLEGE OF CRIMINAL JUSTICE	Correctional Management Institute of Texas (CMIT)	Department of State	\$38,145	10/26/2020
PI & COPI(s): Dretke, Douglas				
Title: <i>Executive Leadership Training for Morocco</i>				
COLLEGE OF CRIMINAL JUSTICE	Correctional Management Institute of Texas (CMIT)	University of California at Irvine (Arnold Foundation Passthrough)	\$24,780	5/10/2021
PI & COPI(s): Dretke, Douglas				
Title: <i>The Sources and Consequences of Prison Violence Consultation from CMIT</i>				
COLLEGE OF CRIMINAL JUSTICE	Correctional Management Institute of Texas (CMIT)	Costa Rican Embassy	\$35,500	4/15/2021
PI & COPI(s): Dretke, Douglas				
Title: <i>Correctional Security Leadership Program</i>				
COLLEGE OF CRIMINAL JUSTICE	Correctional Management Institute of Texas (CMIT)	Department of State	\$40,408	3/5/2021
PI & COPI(s): Dretke, Douglas				
Title: <i>Executive Leadership Training for Albania and Kosovo</i>				
COLLEGE OF CRIMINAL JUSTICE	Correctional Management Institute of Texas (CMIT)	Office of the Texas Governor	\$281,446	2/10/2021
PI & COPI(s): Gregory, Amber				
Title: <i>Texas Specialty Court Resource Center Year 5</i>				
COLLEGE OF CRIMINAL JUSTICE	Correctional Management Institute of Texas (CMIT)	Office of the Texas Governor	\$256,609	2/2/2021
PI & COPI(s): Gregory, Amber				
Title: <i>Specialty Court Training Grant for 2022</i>				
COLLEGE OF CRIMINAL JUSTICE	Criminal Justice and Criminology	National Association of VOCA Assistance Administrators	\$4,843	11/18/2020

		PI & COPI(s): Breaux, Mary		
		Title: <i>CVI National Crime Victims' Right Week</i>		
COLLEGE OF CRIMINAL JUSTICE	Criminal Justice and Criminology	Children's Advocacy Centers of Texas	\$71,811	11/13/2020
		PI & COPI(s): Miller, Holly		
		Title: <i>Bid for Perpetration Reduction White Paper Development</i>		
COLLEGE OF CRIMINAL JUSTICE	Criminal Justice and Criminology	U.S. Department of Justice	\$1,235,114	7/18/2021
		PI & COPI(s): Wells, William; Watkins, Rita		
		Title: <i>South Central Regional De-Escalation Training Center</i>		
COLLEGE OF CRIMINAL JUSTICE	Criminal Justice and Criminology	Office of the Texas Governor	\$208,108	2/9/2021
		PI & COPI(s): Zhang, Yan; Ingram, Jason; Wells, William		
		Title: <i>Project Safe Neighborhood Evaluation Year 3</i>		
COLLEGE OF CRIMINAL JUSTICE	Forensic Science	National Institute of Justice	\$261,702	5/18/2021
		PI & COPI(s): Buzzini, Patrick; Monjardez, Geraldine		
		Title: <i>Assessment of the variability of transmission fluids, brake fluids, and lubricating greases for investigative purposes in trace evidence</i>		
COLLEGE OF CRIMINAL JUSTICE	Forensic Science	National Institute of Justice	\$338,823	5/18/2021
		PI & COPI(s): Buzzini, Patrick		
		Title: <i>Data fusion from infrared, elemental, MSP and Raman analysis techniques to the maximization of the efficiency of the analytical sequence for the forensic examination of automotive paint evidence</i>		
COLLEGE OF CRIMINAL JUSTICE	Forensic Science	National Institute of Justice	\$291,761	5/4/2021
		PI & COPI(s): Davidson, Jay		
		Title: <i>Increasing the Reliability of Seized Drug Identifications with Direct Analysis in Real Time High-Resolution Mass Spectrometry (DART-HRMS)</i>		
COLLEGE OF CRIMINAL JUSTICE	Forensic Science	University of California at Davis (NIJ Passthrough)	\$90,462	5/27/2021
		PI & COPI(s): Houston, Rachel; Hughes, Sheree		
		Title: <i>Comparison of Quantitative Proteomic and Forensic DNA-Based Sex Estimation</i>		
COLLEGE OF CRIMINAL JUSTICE	Forensic Science	Signature Science Agreement (CARFS Membership)	\$25,000	1/12/2021
		PI & COPI(s): Houston, Rachel; Kerrigan, Sarah		
		Title: <i>Evaluation of DNA Extraction Methods of Bone for Use with Downstream Investigative and Genome-wide SNP Genotyping</i>		
COLLEGE OF CRIMINAL JUSTICE	Forensic Science	American Academy of Forensic Sciences	\$6,000	6/14/2021
		PI & COPI(s): Houston, Rachel		
		Title: <i>Utilizing the genetic variation of cannabinoid synthesis genes to differentiate cannabis crop type and biogeographical origin (Student: Ya-Chi Cheng)</i>		
COLLEGE OF CRIMINAL JUSTICE	Forensic Science	American Academy of Forensic Sciences	\$6,000	6/15/2021

		PI & COPI(s): Houston, Rachel		
		Title: <i>Evaluation of the ForenSeq MainstAY Kit with Challenging Samples (Student: Lucio Avellaneda)</i>		
COLLEGE OF CRIMINAL JUSTICE	Forensic Science	National Institute of Justice	\$383,510	5/24/2021
		PI & COPI(s): Hughes, Sheree; Lynne, Aaron		
		Title: <i>The Sexome: Identification of microbial flora from intimate samples pre- and post-coitus to identify unique bacterial signatures between male and female pairings</i>		
COLLEGE OF CRIMINAL JUSTICE	Forensic Science	American Academy of Forensic Sciences	\$5,917	6/15/2021
		PI & COPI(s): Hughes, Sheree; Student Carrillo		
		Title: <i>Optimized Recovery of DNA from Exhaled Breath Devices; from drug detection to human identification</i>		
COLLEGE OF CRIMINAL JUSTICE	Forensic Science	American Academy of Forensic Sciences	\$5,992	6/15/2021
		PI & COPI(s): Hughes, Sheree; Student Rutledge		
		Title: <i>A Better Understanding of the Vaginal and Penile Microbiomes before and after coitus; a foundation for the potential use in sexual assault casework</i>		
COLLEGE OF CRIMINAL JUSTICE	Forensic Science	University of North Texas Health Science Center - UNT (NIJ Passthrough)	\$23,108	5/19/2021
		PI & COPI(s): Hughes, Sheree		
		Title: <i>Proteogenomic estimation of relatedness in challenged samples</i>		
COLLEGE OF CRIMINAL JUSTICE	Forensic Science	NicheVision, LLC (NIJ Passthrough)	\$194,350	4/15/2021
		PI & COPI(s): Kalafut, Tim; Houston, Rachel		
		Title: <i>Development of forensics-appropriate secure raw data file formats for FASTQ and HID files</i>		
COLLEGE OF CRIMINAL JUSTICE	Forensic Science	University of North Texas Health Science Center at Fort Worth (NIJ Passthrough)	\$150,427	5/17/2021
		PI & COPI(s): Kalafut, Tim		
		Title: <i>Research and Evaluation of the Implementation and Use of Continuous Probabilistic Genotyping Software to Improve the Interpretation of Forensic DNA Mixtures</i>		
COLLEGE OF CRIMINAL JUSTICE	Forensic Science	American Academy of Forensic Sciences	\$6,000	6/15/2021
		PI & COPI(s): Kalafut, Tim		
		Title: <i>The Evaluation of Probabilistic Genotyping for Forensic DNA Database Searching Across Multiple Laboratories</i>		
COLLEGE OF CRIMINAL JUSTICE	Forensic Science	Florida International University (NIJ Passthrough)	\$643,483	5/27/2021
		PI & COPI(s): Kerrigan, Sarah		
		Title: <i>Forensic Technology Center of Excellence (FTCOE)</i>		
COLLEGE OF CRIMINAL JUSTICE	Forensic Science	Department of Public Safety	\$1,800,000	8/24/2021
		PI & COPI(s): Kerrigan, Sarah		
		Title: <i>DPS Capacity Enhancement Project (FY 2022-2023)</i>		
COLLEGE OF CRIMINAL JUSTICE	Forensic Science	The Florida International University Board of Trustees (NSF Passthrough)	\$100	3/23/2021

		PI & COPI(s): Kerrigan, Sarah		
		Title: <i>Center for Advanced Research in Forensic Science (CARFS): Link to Parent NSF Award</i>		
COLLEGE OF CRIMINAL JUSTICE	Forensic Science	American Society of Trace Evidence Examiners (ASTEE)	\$500	5/1/2021
		PI & COPI(s): Monjardez, Geraldine		
		Title: <i>Characterization of automotive greases using light microscopy and SEM/EDS</i>		
COLLEGE OF CRIMINAL JUSTICE	Forensic Science	Texas Society for Microscopy	\$1,500	1/31/2021
		PI & COPI(s): Monjardez, Geraldine		
		Title: <i>Small grant for Student J. Estevanes</i>		
COLLEGE OF CRIMINAL JUSTICE	Forensic Science	National Institute of Justice	\$220,107	6/2/2021
		PI & COPI(s): Yu, Chi Chung; Liu, Qingzhong		
		Title: <i>Development of a reliable headspace-GC/MS testing platform for automatic determination of hemp samples</i>		
COLLEGE OF CRIMINAL JUSTICE	Forensic Science	Forward Edge AI, Inc.	\$15,673	1/19/2021
		PI & COPI(s): Yu, Chi Chung		
		Title: <i>An Artificial Intelligence (AI)-augmented Raman scanner for rapid biological point detection on the tactical edge</i>		
COLLEGE OF CRIMINAL JUSTICE	Forensic Science	U.S. Department of Agriculture	\$99,214	7/15/2021
		PI & COPI(s): Yu, Chi Chung; Liu, Qingzhong		
		Title: <i>Rapid detection of invasive nematode from soil samples by electronic nose and artificial intelligence</i>		
COLLEGE OF CRIMINAL JUSTICE	Impaired Driving Initiatives	Texas Department of Transportation	\$54,703	1/6/2021
		PI & COPI(s): Marquart, Cecelia		
		Title: <i>Drug Impairment Training for Educational Professionals (DITEP)</i>		
COLLEGE OF CRIMINAL JUSTICE	Impaired Driving Initiatives	Texas Department of Transportation	\$574,572	1/6/2021
		PI & COPI(s): Marquart, Cecelia		
		Title: <i>Drug Evaluation Classification Program (DECP) and Drug Recognition Expert (DRE) Training</i>		
COLLEGE OF CRIMINAL JUSTICE	Impaired Driving Initiatives	Texas Department of Transportation	\$174,978	1/6/2021
		PI & COPI(s): Marquart, Cecelia		
		Title: <i>Advanced Roadside Impaired Driving Enforcement (ARIDE) Training</i>		
COLLEGE OF CRIMINAL JUSTICE	Impaired Driving Initiatives	Texas Department of Transportation	\$537,433	1/6/2021
		PI & COPI(s): Marquart, Cecelia		
		Title: <i>Individual Nystagmus Simulated Training Experience</i>		
COLLEGE OF CRIMINAL JUSTICE	Law Enforcement Management Institute of Texas (LEMI Office of the Texas Governor)		\$220,232	2/9/2021

PI & COPI(s): Watkins, Rita; Senegal, James				
Title: <i>Critical Incident Stress Debriefing (CISD)</i>				
COLLEGE OF CRIMINAL JUSTICE	Law Enforcement Management Institute of Texas (LEMI Office of the Texas Governor		\$439,914	2/9/2021
PI & COPI(s): Watkins, Rita; Senegal, James				
Title: <i>Post Critical Incident Seminar (PCIS)</i>				
COLLEGE OF CRIMINAL JUSTICE	Security Studies	National Institutes of Health	\$463,220	5/25/2021
PI & COPI(s): Blackburn, Christine				
Title: <i>Impact of toxocariasis from environmental contamination</i>				
COLLEGE OF CRIMINAL JUSTICE	Victim Studies	Wichita State University (DOJ Passthrough)	\$6,293	12/9/2020
PI & COPI(s): Clevenger, Shelly				
Title: <i>Empowering Children of Incarcerated Parents: A National Photovoice Study</i>				
COLLEGE OF CRIMINAL JUSTICE	Victim Studies	University of Nevada - Las Vegas (NIJ Passthrough)	\$74,925	5/10/2021
PI & COPI(s): Ratajczak, Kathleen				
Title: <i>Assessing Needs, Barriers, and Opportunities for College Campus Interpersonal Violence Prevention and Intervention at Three Minority Serving Institutions</i>				
COLLEGE OF EDUCATION	Administration	Raise Your Hand Texas	\$50,000	10/20/2020
PI & COPI(s): Edmonson, Stacey; Stewart, Sandra; Nerren, Jannah				
Title: <i>RYH Grant Application:Teacher Preparation Improvement Program</i>				
COLLEGE OF EDUCATION	Administration	U.S. Department of Education	\$9,134,237	5/27/2021
PI & COPI(s): Ellis, Christina; Coyne, Jaime; Lane, Mae; Hollas, Victoria				
Title: <i>4+1 SEED (Years 4 and 5 extension)</i>				
COLLEGE OF EDUCATION	Charter School	Texas Education Agency	\$270,574	8/23/2021
PI & COPI(s): Hernandez, Alicia				
Title: <i>TEA ESSER Supplemental funds</i>				
COLLEGE OF EDUCATION	Charter School	Texas Education Agency	\$49,889	8/24/2021
PI & COPI(s): Knox, Ronny; Ancrum, Erika				
Title: <i>IDEA-B Formula-2021-2022 Special Education Consolidated Grant Application (Federal)</i>				
COLLEGE OF EDUCATION	Charter School	Texas Education Agency	\$592	8/24/2021
PI & COPI(s): Knox, Ronny; Ancrum, Erika				
Title: <i>IDEA-B Pre-school- 2021-2022 Special Education Consolidated Grant Application (Federal)</i>				
COLLEGE OF EDUCATION	Charter School	Texas Education Agency	\$6,386	8/24/2021

		PI & COPI(s): Knox, Ronny; Ancrum, Erika		
		Title: <i>2021-2022 ESSA Consolidated Federal Grant Application</i>		
COLLEGE OF EDUCATION	Charter School	Texas Education Agency	\$6,386	9/3/2020
		PI & COPI(s): Knox, Ronny; Ancrum, Erika		
		Title: <i>2019-2020 ESSA Consolidated Federal Grant (Title II, Part A)</i>		
COLLEGE OF EDUCATION	Charter School	Texas Education Agency	\$43,825	9/3/2020
		PI & COPI(s): Knox, Ronny; Ancrum, Erika		
		Title: <i>2020-2021 IDEA B</i>		
COLLEGE OF EDUCATION	Educational Leadership	UT Austin (Spencer Foundation Passthrough)	\$16,903	8/27/2021
		PI & COPI(s): Billings, Meredith		
		Title: <i>UT Austin (Spencer Foundation Passthrough)</i>		
COLLEGE OF EDUCATION	Educational Leadership	William T. Grant Foundation	\$610,562	5/3/2021
		PI & COPI(s): Fuller, Matthew; Szaal, Stacie; Gaal, Susanne		
		Title: <i>Managing the classroom: Facing the challenges of educating today's youth</i>		
COLLEGE OF EDUCATION	Educational Leadership	National Institute of Justice	\$599,207	3/15/2021
		PI & COPI(s): Fuller, Matthew		
		Title: <i>An Emerging Model for Detecting Violence and Neglect in School Children via Remote Learning Technologies</i>		
COLLEGE OF EDUCATION	Garrett Center	Texas Education Agency	\$1,479,790	8/17/2021
		PI & COPI(s): Mitchell, Vickie; Cole, Corrina; Biggs, Brynn		
		Title: <i>Network 9: Transitions (Year 3)</i>		
COLLEGE OF EDUCATION	Library Science and Technology	Ohio State University (Spencer Foundation Passthrough)	\$5,000	5/21/2021
		PI & COPI(s): Cheng, ShengLun		
		Title: <i>The Impact of Student Self-beliefs and Learning Behaviors on Mathematics Learning for Academically At-Risk Students in an Online Charter School Setting</i>		
COLLEGE OF EDUCATION	Library Science and Technology	Ohio State University	\$5,000	11/1/2020
		PI & COPI(s): Cheng, ShengLun		
		Title: <i>The Impact of Student Personal Characteristics and Online Learning Features on Algebra One Achievement for Academically Nontraditional Charter School Students</i>		
COLLEGE OF EDUCATION	Library Science and Technology	Bureau of Justice Assistance	\$1,041,679	7/30/2021
		PI & COPI(s): Song, Donggil; Fuller, Matthew; Szaal, Stacie; Casper, Jayde		
		Title: <i>Utilizing Artificial Intelligence Technology in K-12 Anti-bullying Education</i>		
COLLEGE OF EDUCATION	School of Teaching and Learning	U.S. Prep (administered by Texas Tech)	\$100,000	11/20/2020



		PI & COPI(s): Berg, Helen; Brooks, Benita; Nerren, Jannah		
		Title: <i>Community Responsive Pedagogy (CRP) in Action (Innovative Pilot)</i>		
COLLEGE OF EDUCATION	School of Teaching and Learning	Texas Education Agency	\$236,471	10/16/2020
		PI & COPI(s): Berg, Helen; Petron, Mary		
		Title: <i>Bilingual Certification Preparation: Exam 190</i>		
COLLEGE OF EDUCATION	School of Teaching and Learning	Raise Your Hand Texas	\$184,000	6/22/2021
		PI & COPI(s): Berg, Helen		
		Title: <i>Raise Your Hand Texas Foundation: Raising Texas Teachers</i>		
COLLEGE OF EDUCATION	School of Teaching and Learning	Moody Foundation	\$50,000	2/9/2021
		PI & COPI(s): Gomez, Mertie; Cole, Corrina		
		Title: <i>Meeting the Needs of Ethnically Diverse and Rural Students with Disabilities</i>		
COLLEGE OF EDUCATION	School of Teaching and Learning	American Councils on International Education	\$34,354	10/23/2020
		PI & COPI(s): Haynes, James; Brown, Lisa; Ray, Amy; Maninger, Robert		
		Title: <i>The Platform for progress - Melding STEM with Online Learning Curriculum Delivered Through English Instructional Design</i>		
COLLEGE OF EDUCATION	School of Teaching and Learning	American Councils on International Education	\$33,234	10/23/2020
		PI & COPI(s): Haynes, James; Brown, Lisa; Ray, Amy; Maninger, Robert		
		Title: <i>Developing distance learning and face to face instructional competencies using English instructional design strategies for STEM educators in Kazakhstan.</i>		
COLLEGE OF EDUCATION	School of Teaching and Learning	US-Russia UniVIP-American Councils	\$4,943	2/24/2021
		PI & COPI(s): Hynes, James		
		Title: <i>Melding Technology to Curriculum: Enabling the Smooth Digitalization of Curriculum for Philosophy Students</i>		
COLLEGE OF EDUCATION	School of Teaching and Learning	National Science Foundation	\$564,675	7/23/2021
		PI & COPI(s): Kinskey, Melanie		
		Title: <i>CAREER: Preparing Elementary Pre-Service Teachers for Socioscientific Issues-Based Instruction</i>		
COLLEGE OF EDUCATION	School of Teaching and Learning	Texas Education Agency	\$200,000	10/16/2020
		PI & COPI(s): Petron, Mary; Berg, Helen		
		Title: <i>Bilingual Educational Supplemental 164 Resources (RFA #701-20-133)</i>		
COLLEGE OF EDUCATION	School of Teaching and Learning	Department of Education - NPD	2,497,719	4/22/2021
		PI & COPI(s): Petron, Mary; Nabors, Diana; Berg, Helen		
		Title: <i>Project DULCE (Dual Language Classroom Educators – Bilingual Teacher Certification for Paraprofessionals)</i>		
COLLEGE OF EDUCATION	School of Teaching and Learning	Department of Education - NPD	\$2,832,002	4/22/2021

		PI & COPI(s): Sehlaoui, Abdelilah		
		Title: <i>ESTRELLAS-(Empowering English Learners to Develop Literacy and Succeed in Academic Content)</i>		
COLLEGE OF EDUCATION	School of Teaching and Learning	Department of Education - NPD	\$2,832,002	4/21/2021
		PI & COPI(s): Sehlaoui, Abdelilah		
		Title: <i>EMPOWER-Aldine-(Empowering English Learners to Develop Literacy and Succeed in Academic Content)</i>		
COLLEGE OF EDUCATION	School of Teaching and Learning	Department of Education - NPD	\$2,832,002	4/23/2021
		PI & COPI(s): Sehlaoui, Abdelilah		
		Title: <i>ENGAGE-(Empowering English Learners to Develop Literacy and Succeed in Academic Content)</i>		
COLLEGE OF EDUCATION	School of Teaching and Learning	Department of Education - NPD	\$2,832,002	4/24/2021
		PI & COPI(s): Sehlaoui, Abdelilah		
		Title: <i>EXCELENCIA-(Empowering English Learners to Develop Literacy and Succeed in Academic Content)</i>		
COLLEGE OF EDUCATION	School of Teaching and Learning	U.S. Department of State U.S. Mission in Morocco	\$24,997	6/28/2021
		PI & COPI(s): Sehlaoui, Abdelilah; Koptelov, Andrey; Edgington, William		
		Title: <i>Project REACH: Supporting English Language Teaching and Learning and Helping Moroccan High School Students Explore and Discover their Potential through STEAM.</i>		
COLLEGE OF EDUCATION	School of Teaching and Learning	Aldine ISD (TEA Passthrough)	\$41,600	6/23/2021
		PI & COPI(s): Vargo, Kristina		
		Title: <i>Service Contract: Behavior Management Training</i>		
COLLEGE OF HEALTH SCIENCES	Administration	Medline	\$8,894	8/27/2021
		PI & COPI(s): Gilbert, Kathleen; Scarbrough, Amanda		
		Title: <i>Student Success Through Equity and Health</i>		
COLLEGE OF HEALTH SCIENCES	Administration	Powell Foundation	\$50,000	8/24/2021
		PI & COPI(s): Gilbert, Kathleen		
		Title: <i>Food Pantry Mobile Unit</i>		
COLLEGE OF HEALTH SCIENCES	Kinesiology	Neuro-development Treatment Association (NDTA)	\$7,275	9/30/2020
		PI & COPI(s): Didier, Jennifer		
		Title: <i>The Use of a Specialized Chair and NDT principles to Accelerate Independent Standing and Stepping Age in Children with Down Syndrome</i>		
COLLEGE OF HEALTH SCIENCES	School of Nursing	Texas Higher Education Coordinating Board	\$36,855	5/27/2021
		PI & COPI(s): Berry, Devon		
		Title: <i>Nursing Shortage Reduction Program (Regular) Allocation FY21</i>		
COLLEGE OF HEALTH SCIENCES	Population Health	National Institutes of Health	\$3,450,748	11/6/2020

PI & COPI(s): Khan, Khalid				
Title: <i>Building Capacity to Study mixed metal-induced neurotoxicity in Bangladeshi children</i>				
COLLEGE OF HEALTH SCIENCES	Population Health	National Institute of Health	\$445,782	9/16/2020
PI & COPI(s): Khan, Khalid				
Title: <i>Characterizing mineral patterns, role of thyroid hormone, and brain development in childhood</i>				
COLLEGE OF HEALTH SCIENCES	Population Health	Sub to Oklahoma State University - Louisville Institute	\$15,000	9/23/2020
PI & COPI(s): Randall, Kevin				
Title: <i>From Monastery to Prison Ministry: Inquiry into the Effectiveness of the St. Benedict's Abbey Prison Oblate Program</i>				
COLLEGE OF HEALTH SCIENCES	Population Health	Texas State University (DHHS Passthrough)	\$1,755,845	8/1/2021
PI & COPI(s): Scarbrough, Amanda; Joshi, Praphul; Xie, Yue				
Title: <i>Public Health Education, Analytics, Research, and Technology in Texas (Public HEARTx)</i>				
COLLEGE OF HEALTH SCIENCES	Population Health	Walmart	\$4,990	10/4/2020
PI & COPI(s): Scarbrough, Amanda				
Title: <i>Fill 'Er Up: SHSU Food Pantry Unmet Needs</i>				
COLLEGE OF HUMANITIES AND SOCIAL SCIENCES	English	American Council of Learned Societies (ACLS)	\$60,000	11/5/2020
PI & COPI(s): Soto, Evelyn				
Title: <i>ACLS Fellowship: Tainted Translations: Early Latinx Political Imaginaries in the U.S. and Trans-American Empire</i>				
COLLEGE OF HUMANITIES AND SOCIAL SCIENCES	History	American Association for the History of Nursing	\$3,240	6/30/2021
PI & COPI(s): Buehler, Scottie				
Title: <i>Being and Becoming a Midwife in the French Atlantic (1750-1820)</i>				
COLLEGE OF HUMANITIES AND SOCIAL SCIENCES	History	Southern Methodist University	\$45,000	7/22/2021
PI & COPI(s): Elmore, Maggie				
Title: <i>Bill and Rita Clements Research Fellowship for the Study of Southwestern America for the 2021-2022</i>				
COLLEGE OF HUMANITIES AND SOCIAL SCIENCES	History	Humanities Texas	\$7,972	3/12/2021
PI & COPI(s): Littlejohn, Jeff; Cox, Thomas; Montz, Zachary				
Title: <i>The Lone Star and the High Court</i>				
COLLEGE OF HUMANITIES AND SOCIAL SCIENCES	Psychology and Philosophy	Spencer Foundation	\$49,946	5/18/2021
PI & COPI(s): Allen, Justin				
Title: <i>Manifestation Determination Reviews (MDRs) in Practice</i>				
COLLEGE OF HUMANITIES AND SOCIAL SCIENCES	Psychology and Philosophy	National Endowment of Humanities	\$60,000	12/16/2020

		PI & COPI(s): Botero Jaramillo, Maria		
		Title: <i>Understanding Caregiver and Infant Interaction in Primates</i>		
COLLEGE OF HUMANITIES AND SOCIAL SCIENCES	Psychology and Philosophy	Sub to IntegraShare Solutioneering, Inc. (NIH Passthrough)	\$49,969	5/3/2021
		PI & COPI(s): Natoli, Adam; Khan, Khalid; Saucier, Philip		
		Title: <i>Development of a multifaceted artificial intelligence-based tool for remote neuropsychological assessment with feedback to help eliminate health disparities in underserved rural populations</i>		
COLLEGE OF HUMANITIES AND SOCIAL SCIENCES	Psychology and Philosophy	CreateAbility Concepts, Inc. (NIJ Passthrough)	\$32,918	6/1/2021
		PI & COPI(s): Natoli, Adam		
		Title: <i>My Skills Coach: A Mobile and Cloud-Based Tool to Help Individuals with an Intellectual Disability with Co-occurring Behavioral Health Issues</i>		
COLLEGE OF HUMANITIES AND SOCIAL SCIENCES	Psychology and Philosophy	MD Anderson Cancer Center	\$2,000	3/31/2021
		PI & COPI(s): Ratcliff, Chelsea		
		Title: <i>Cancer Survivor Perceptions of a Meditation Mobile App</i>		
COLLEGE OF HUMANITIES AND SOCIAL SCIENCES	Psychology and Philosophy	University of Texas Health-START (NIH Passthrough)	\$51,120	9/24/2020
		PI & COPI(s): Ratcliff, Chelsea		
		Title: <i>Feasibility of Mindfulness Meditation Training and Home Practice in Persons with Spinal Cord Injury: A Pilot Study Project</i>		
COLLEGE OF HUMANITIES AND SOCIAL SCIENCES	Psychology and Philosophy	University of Texas Health-START (NIH Passthrough) resubmission	\$73,712	6/25/2021
		PI & COPI(s): Ratcliff, Chelsea		
		Title: <i>Feasibility of Mindfulness Meditation Training and Home Practice in Persons with Spinal Cord Injury: A Pilot Study</i>		
COLLEGE OF HUMANITIES AND SOCIAL SCIENCES	Psychology and Philosophy	Jerry Lewis MH Foundation	\$26,004	3/2/2021
		PI & COPI(s): Riggs, Shelley		
		Title: <i>Validation of the Lewis Couple and Family Evaluation Scales in a Community Sample of Families</i>		
COLLEGE OF HUMANITIES AND SOCIAL SCIENCES	Psychology and Philosophy	National Institute of Health	\$78,411	12/8/2020
		PI & COPI(s): Salami, Temilola		
		Title: <i>The Assessment of Threats: Decision-Making Regarding Lethal Use of Force Among Law Enforcement Officers</i>		
COLLEGE OF HUMANITIES AND SOCIAL SCIENCES	Psychology and Philosophy	National Institute of Justice	\$707,628	3/29/2021
		PI & COPI(s): Salami, Temilola; Boland, Grace; Harper, James; Gao, Di		
		Title: <i>The Assessment of Threats: Decision-Making Regarding Lethal Use of Force Among Law Enforcement Officers</i>		
COLLEGE OF HUMANITIES AND SOCIAL SCIENCES	Psychology and Philosophy	National Institutes of Health	\$78,411	3/25/2021
		PI & COPI(s): Salami, Temilola; Boland, Grace		
		Title: <i>The Assessment of Threats: Decision-Making Regarding Lethal Use of Force Among Law Enforcement Officers</i>		
COLLEGE OF HUMANITIES AND SOCIAL SCIENCES	Psychology and Philosophy	National Institutes of Health	\$411,000	10/23/2020

PI & COPI(s): Salami, Temilola; Bechelli, Jeremy

Title: *Brief Acceptance and Commitment Therapy as an intervention to reduce inflammation*

COLLEGE OF HUMANITIES AND SOCIAL SCIENCES	Psychology and Philosophy	Hogg Foundation for Mental Health	\$5,000	12/11/2020
PI & COPI(s): Salami, Temilola				
Title: <i>Developing a Toolkit for Black/African American Victims of Intimate Partner</i>				

COLLEGE OF HUMANITIES AND SOCIAL SCIENCES	Psychology and Philosophy	National Institute of Justice	\$599,724	3/18/2021
PI & COPI(s): Salami, Temilola				
Title: <i>Multisite Treatment Evaluation and Stakeholder Communication for Human Trafficking Victims</i>				

COLLEGE OF HUMANITIES AND SOCIAL SCIENCES	Psychology and Philosophy	Office of the Texas Governor	\$172,904	2/9/2021
PI & COPI(s): Salami, Temilola				
Title: <i>First Responder Mental Health Program - Regional Direct Service Outreach</i>				

COLLEGE OF HUMANITIES AND SOCIAL SCIENCES	Sociology	Texas Rural Funders Collaboratives	\$11,598	12/16/2020
PI & COPI(s): Theodori, Gene				
Title: <i>Rural Community Development Research, Outreach, and Continuing Education Network: Phase I – Proof of Concept</i>				

COLLEGE OF HUMANITIES AND SOCIAL SCIENCES	World Languages and Cultures	Gallaudet University (NIH Passthrough)	\$163,485	5/14/2021
PI & COPI(s): Knight, Tracy				
Title: <i>Using technology-enhanced approaches to advance cancer health equity among diverse deaf, deafblind, and hard of hearing populations</i>				

COLLEGE OF OSTEOPATHIC MEDICINE	Administration	Joint Admission Medical Program	\$60,000	8/27/2021
PI & COPI(s): West, Courtney				
Title: <i>JAMP for Medical School at SHSU COM</i>				

COLLEGE OF OSTEOPATHIC MEDICINE	Clinical Affairs	University of Minnesota Press	\$31,733	4/15/2021
PI & COPI(s): Marek, Ryan				
Title: <i>Empirical Correlates and Clinical Utility of the MMPI-3 Among Bariatric Surgery Patients</i>				

COLLEGE OF OSTEOPATHIC MEDICINE	Molecular and Cellular Biology	Revive Biotech	\$86,712	8/20/2021
PI & COPI(s): Elshabrawy, Hatem				
Title: <i>Evaluation of Test Compounds for Revive Biotech</i>				

COLLEGE OF OSTEOPATHIC MEDICINE	Physiology and Pharmacology	Sub to UT Southwestern (NIH)	\$624,964	2/2/2021
PI & COPI(s): Rocic, Petra; Alvarez, Diego; Lord, Kevin				
Title: <i>GPR75: A Novel Target for Post Myocardial Infarction Remodeling</i>				

COLLEGE OF SCIENCE & ENGINEERING TECHNOLOGY	Agricultural Sciences	U.S. Department of Agriculture	\$80,241	7/18/2021
---	-----------------------	--------------------------------	----------	-----------

COLLEGE OF SCIENCE & ENGINEERING TECHNOLOGY	Agricultural Sciences	PI & COPI(s): Ford, Richard; Morgan-Olvera, Ashley; Ullrich, Doug; Basith, Iftekhar	\$79,565	7/15/2021
		Title: <i>Application of developed Agricultural Bio-security Curriculum in Texas Ag Science classrooms through teacher education/outreach, and national integration into 4-H programs.</i>		
		U.S. Department of Agriculture		
COLLEGE OF SCIENCE & ENGINEERING TECHNOLOGY	Agricultural Sciences	PI & COPI(s): Pannkuk, Timothy; Hopkins, Kaitlin; Ullrich, Doug; Morgan-Olvera, Ashley	\$225,000	3/5/2021
		Title: <i>Plant biosecurity training for high school teachers and specialty crop growers in</i>		
		Texas State University (USDA Passthrough)		
COLLEGE OF SCIENCE & ENGINEERING TECHNOLOGY	Agricultural Sciences	PI & COPI(s): Saucier, Philip	\$243,008	10/27/2020
		Title: <i>Standardizing Welding Education and Extension Training (SWEET)</i>		
		Sub to Texas State University (USDA Passthrough)		
COLLEGE OF SCIENCE & ENGINEERING TECHNOLOGY	Agricultural Sciences	PI & COPI(s): Saucier, Philip	\$74,743	3/16/2021
		Title: <i>Standardizing Welding Education and Extension Training (SWEET)</i>		
		Texas A&M (USDA Passthrough)		
COLLEGE OF SCIENCE & ENGINEERING TECHNOLOGY	Agricultural Sciences	PI & COPI(s): Scadden, Ian	\$49,551	5/3/2021
		Title: <i>Outstanding in Our Field: Development of Virtual Reality Field Experiences in Soil and Crop Sciences</i>		
		Texas Department of Agriculture		
COLLEGE OF SCIENCE & ENGINEERING TECHNOLOGY	Biological Sciences	PI & COPI(s): Ullrich, Doug	\$4,842	9/1/2020
		Title: <i>TDA Meet the Farmer Photo Essay</i>		
		Walmart		
COLLEGE OF SCIENCE & ENGINEERING TECHNOLOGY	Biological Sciences	PI & COPI(s): Balaraman, Rajesh; Williams, Justin	\$49,973	2/9/2021
		Title: <i>Technical training on Imaging for school students</i>		
		Moody Foundation		
COLLEGE OF SCIENCE & ENGINEERING TECHNOLOGY	Biological Sciences	PI & COPI(s): Balaraman, Rajesh; Choudhary, Madhusudan; Hudson, Joan; Glasscock, Melissa; Ramsay, Patricia	\$19,596	2/5/2021
		Title: <i>Community Engagement Program-Arts and Image Integrated Science Education</i>		
		Entergy		
COLLEGE OF SCIENCE & ENGINEERING TECHNOLOGY	Biological Sciences	PI & COPI(s): Balaraman, Rajesh; Choudhary, Madhusudan; Hudson, Joan; Glasscock, Melissa; Ramsay, Patricia	\$95,935	7/20/2021
		Title: <i>Vaccination Campaign through Community Engagement</i>		
		U.S. Department of Agriculture		
COLLEGE OF SCIENCE & ENGINEERING TECHNOLOGY	Biological Sciences	PI & COPI(s): Bechelli, Jeremy; Lynne, Aaron; Trad, Tarek	\$2,000	3/2/2021
		Title: <i>Microbiome analysis of cholate-capped manganese ferrite nanoparticles as organometallic-control agents against the rice pathogen Xanthomonas oryzae pv. Oryza and X. oryzae pv. Oryzicola</i>		
		Texas Academy of Science (Student grant for S. Beane)		

		PI & COPI(s): Bechelli, Jeremy		
		Title: <i>The Evaluation of COX-2 in Vascular Dysfunction Associated with Colorado Tick Fever Virus</i>		
COLLEGE OF SCIENCE & ENGINEERING TECHNOLOGY	Biological Sciences	Texas Society for Microscopy	\$1,500	1/31/2021
		PI & COPI(s): Bechelli, Jeremy; Balaraman, Rajesh		
		Title: <i>Small grant for Student S. Beane</i>		
COLLEGE OF SCIENCE & ENGINEERING TECHNOLOGY	Biological Sciences	Sigma Xi Student Applications	\$1,000	1/6/2021
		PI & COPI(s): Bechelli, Jeremy; Owen, Sarah		
		Title: <i>Colorado Tick Fever Virus Mediated Apoptosis in Human Endothelial Cells</i>		
COLLEGE OF SCIENCE & ENGINEERING TECHNOLOGY	Biological Sciences	American Society for Microbiology	\$4,000	8/3/2020
		PI & COPI(s): Bechelli, Jeremy		
		Title: <i>ASM Student Award for Sarah Owen</i>		
COLLEGE OF SCIENCE & ENGINEERING TECHNOLOGY	Biological Sciences	University of Houston (NIMHD Passthrough)	\$104,374	1/20/2021
		PI & COPI(s): Bechelli, Jeremy		
		Title: <i>Developmental Disparity for Latinx Infants During Covid-19: Testing Multi-Domain and Multi-Level Risk and Protective Factors</i>		
COLLEGE OF SCIENCE & ENGINEERING TECHNOLOGY	Biological Sciences	National Science Foundation	\$1,499,955	4/5/2021
		PI & COPI(s): Choudhary, Madhusudan; Cho, Hyuk; Villalta-Cerdas, Adrian; Ma, Junkun		
		Title: <i>Advancing STEM Programs with Integrating Research Enhancement Scholarships (ASPIRES)</i>		
COLLEGE OF SCIENCE & ENGINEERING TECHNOLOGY	Biological Sciences	National Science Foundation	\$81,300	7/2/2021
		PI & COPI(s): Choudhary, Madhusudan		
		Title: <i>REU Supplemental</i>		
COLLEGE OF SCIENCE & ENGINEERING TECHNOLOGY	Biological Sciences	Office of the Under Secretary of Defense	\$2,977,125	1/14/2021
		PI & COPI(s): Choudhary, Madhusudan; Balaraman, Rajesh; Brooks, Benita		
		Title: <i>Connecting Urban and Rural Public Schools through Biotechnology Society Chapters</i>		
COLLEGE OF SCIENCE & ENGINEERING TECHNOLOGY	Biological Sciences	Texas Department of Agriculture	\$20,000	7/15/2020
		PI & COPI(s): Cook, Jerry		
		Title: <i>Imported Fire Ants Survey FY 21 Continuance</i>		
COLLEGE OF SCIENCE & ENGINEERING TECHNOLOGY	Biological Sciences	U.S. Department of Agriculture	\$149,520	10/25/2020
		PI & COPI(s): Cook, Jerry; Balaraman, Rajesh; Sivankutty Nair, Shyam; Ma, Junkun		
		Title: <i>Agriculture education/outreach program: Project-Based Learning</i>		
COLLEGE OF SCIENCE & ENGINEERING TECHNOLOGY	Biological Sciences	Walmart	\$4,776	9/14/2020

		PI & COPI(s): Cook, Jerry; Balaraman, Rajesh; Godwin, William		
		Title: <i>Visit to SHSU Natural Collection Museum</i>		
COLLEGE OF SCIENCE & ENGINEERING TECHNOLOGY	Biological Sciences	Texas Department of Agriculture	\$30,000	9/25/2020
		PI & COPI(s): Cook, Jerry		
		Title: <i>Imported Fire Ant Survey FY 20</i>		
COLLEGE OF SCIENCE & ENGINEERING TECHNOLOGY	Biological Sciences	Joint Admission Medical Program	\$13,607	8/27/2021
		PI & COPI(s): Galliard, Anne		
		Title: <i>JAMP Distribution FY22</i>		
COLLEGE OF SCIENCE & ENGINEERING TECHNOLOGY	Biological Sciences	U.S. Department of Agriculture	\$82,268	7/19/2021
		PI & COPI(s): Randle, Christopher; Morgan-Olvera, Ashley; Hoffpauir, David		
		Title: <i>Predictive modeling of Molluscan Pests in a Changing Climate</i>		
COLLEGE OF SCIENCE & ENGINEERING TECHNOLOGY	Biological Sciences	U.S. Department of Agriculture	\$66,628	7/19/2021
		PI & COPI(s): Randle, Christopher; Williams, Justin		
		Title: <i>Distribution Modeling of Crop Pests and Pathogens in a Changing Climate</i>		
COLLEGE OF SCIENCE & ENGINEERING TECHNOLOGY	Biological Sciences	National Science Foundation	\$22,065	3/16/2021
		PI & COPI(s): Ulseth, Amber		
		Title: <i>Collaborative Research: RAPID: Quantifying the response of stream ecosystems to a punctuated cold-stress disturbance across a semi-arid to sub-humid gradient</i>		
COLLEGE OF SCIENCE & ENGINEERING TECHNOLOGY	Biological Sciences	U.S. Department of Agriculture	\$39,988	8/1/2021
		PI & COPI(s): Williams, Justin		
		Title: <i>Texas Air Potato survey for Biological Control Agent Release Program</i>		
COLLEGE OF SCIENCE & ENGINEERING TECHNOLOGY	Chemistry	Welch Foundation	\$150,000	9/11/2020
		PI & COPI(s): Haines, Donovan		
		Title: <i>Welch Foundation Departmental Grant</i>		
COLLEGE OF SCIENCE & ENGINEERING TECHNOLOGY	Chemistry	Department of Defense	\$153,177	8/23/2021
		PI & COPI(s): Petrikovics, Ilona; Thompson, David		
		Title: <i>Characterization of Interaction of Dimethyl trisulfide (DMTS) with Proteins in Blood</i>		
COLLEGE OF SCIENCE & ENGINEERING TECHNOLOGY	Chemistry	Walmart	\$4,914	9/1/2020
		PI & COPI(s): Trad, Tarek; Balaraman, Rajesh		
		Title: <i>Weeklong STEM activity for Huntsville ISD students</i>		
COLLEGE OF SCIENCE & ENGINEERING TECHNOLOGY	Chemistry	U.S. Department of Agriculture	\$98,909	7/15/2021



		PI & COPI(s): Trad, Tarek; Bechelli, Jeremy		
		Title: <i>Investigating the efficiency of cholate-capped zinc ferrite nanoparticles as organometallic-control agents against the rice pathogen Xanthomonas oryzae pv. oryzae and X. oryzae pv. oryzicola.</i>		
COLLEGE OF SCIENCE & ENGINEERING TECHNOLOGY	Chemistry	National Science Foundation	\$281,082	2/1/2021
		PI & COPI(s): Villalta-Cerdas, Adrian; Hegwood, Steven; Haines, Donovan; Zall, Christopher		
		Title: <i>General Chemistry Performance Expectations at Sam Houston State University</i>		
COLLEGE OF SCIENCE & ENGINEERING TECHNOLOGY	Chemistry	National Science Foundation	\$475,774	7/21/2021
		PI & COPI(s): Villalta-Cerdas, Adrian		
		Title: <i>CAREER: Sustainable Chemistry in College Education via Environmental Science and Smart-material Technology Laboratories</i>		
COLLEGE OF SCIENCE & ENGINEERING TECHNOLOGY	Chemistry	Texas A&M - San Antonio (NSF Passthrough)	\$304,567	9/16/2020
		PI & COPI(s): Villalta-Cerdas, Adrian		
		Title: <i>ECR DBER: Investigating Dorman Essential AutomaticitySkills (IDEAS) in STEM</i>		
COLLEGE OF SCIENCE & ENGINEERING TECHNOLOGY	Chemistry	American Chemical Society	\$70,000	3/12/2021
		PI & COPI(s): Zall, Christopher		
		Title: <i>Thermodynamic Characterization of the Metal-Hydride Bond in CO2 Reduction Catalysts</i>		
COLLEGE OF SCIENCE & ENGINEERING TECHNOLOGY	Chemistry	Camille and Henry Dreyfus Foundation	18,500	7/22/2021
		PI & COPI(s): Hobbs, Christopher		
		Title: <i>Jean Dreyfus Lectureship</i>		
COLLEGE OF SCIENCE & ENGINEERING TECHNOLOGY	Computer Science	Moody Foundation	\$154,665	2/9/2021
		PI & COPI(s): Glisson, William		
		Title: <i>Enhancing Student Realities</i>		
COLLEGE OF SCIENCE & ENGINEERING TECHNOLOGY	Computer Science	GenCyber-NSF	\$83,836	10/30/2020
		PI & COPI(s): Glisson, William; Varol, Cihan; Shashidhar, Narasimha		
		Title: <i>Sam Houston State University GenCyber student summer camp</i>		
COLLEGE OF SCIENCE & ENGINEERING TECHNOLOGY	Computer Science	Department of Defense Cyber Scholarship Program	\$200,974	2/13/2021
		PI & COPI(s): Glisson, William; Varol, Cihan; Shashidhar, Narasimha		
		Title: <i>Sam Houston State University Cyber Scholarship Program (CySP)</i>		
COLLEGE OF SCIENCE & ENGINEERING TECHNOLOGY	Computer Science	U.S. Department of Agriculture	\$76,802	7/13/2021
		PI & COPI(s): Islam, ABM; Basith, Iftekhar; Morgan-Olvera, Ashley; Smith-Herron, Autumn		
		Title: <i>Development of an Artificial Intelligence based method for Pest Detection Technology</i>		
COLLEGE OF SCIENCE & ENGINEERING TECHNOLOGY	Computer Science	Texas Workforce Commission	\$99,669	10/28/2020

		PI & COPI(s): Lester, Li-Jen; Zhou, Bing; An, Min Kyung		
		Title: <i>SHSU: Computer Programming for Middle School Summer Camps</i>		
COLLEGE OF SCIENCE & ENGINEERING TECHNOLOGY	Computer Science	National Science Foundation	\$596,501	9/30/2020
		PI & COPI(s): Lester, Li-Jen; Zhou, Bing; Smith, Ma, Junkun; Creggan, Frank		
		Title: <i>RET-CCT at SHSU (Research Experiences for Teachers in Computer Science, Cybersecurity, &amp; Technology at SHSU)</i>		
COLLEGE OF SCIENCE & ENGINEERING TECHNOLOGY	Computer Science	Texas Workforce Commission	\$615,519	1/25/2021
		PI & COPI(s): Lester, Li-Jen; Zhou, Bing; Smith, Gary		
		Title: <i>DR@SHSU</i>		
COLLEGE OF SCIENCE & ENGINEERING TECHNOLOGY	Computer Science	National Science Foundation	\$851,086	8/3/2021
		PI & COPI(s): Liu, Qingzhong; Cho Hyuk; Zhou, Bing		
		Title: <i>FAI: Developing Adaptive and Robust Intelligent Systems to Expose Deepfakes under Adversarial Attacks and Anti-Forensics Manipulations</i>		
COLLEGE OF SCIENCE & ENGINEERING TECHNOLOGY	Computer Science	National Institute of Justice	\$712,686	5/27/2021
		PI & COPI(s): Liu, Qingzhong		
		Title: <i>Developing Advanced Intelligent Systems to Reveal DeepFakes</i>		
COLLEGE OF SCIENCE & ENGINEERING TECHNOLOGY	Computer Science	Indiana University-Boomington (NIH Passthrough)	\$118,947	9/18/2020
		PI & COPI(s): Liu, Qingzhong		
		Title: <i>Discovering missing genetic variants associated with orofacial clefts through comprehensive analyses of existing genomic data</i>		
COLLEGE OF SCIENCE & ENGINEERING TECHNOLOGY	Computer Science	Hearst Foundation	\$100,000	10/28/2020
		PI & COPI(s): Varol, Cihan		
		Title: <i>Building an Infotainment Forensics Laboratory to Meet The Future Needs of The Workforce in Cyber Security</i>		
COLLEGE OF SCIENCE & ENGINEERING TECHNOLOGY	Computer Science	Google Research Outreach	51,508	11/30/2020
		PI & COPI(s): Wei, Mingkui		
		Title: <i>Validating, Correcting, and Improving Accuracy</i>		
COLLEGE OF SCIENCE & ENGINEERING TECHNOLOGY	Computer Science	National Science Foundation	\$2,619,978	7/26/2021
		PI & COPI(s): Zhou, Bing; Liu, Qingzhong; An, Min Kyung; Shashidhar, Narasimha; Varol, Cihan		
		Title: <i>NSF CyberCorps(R) Scholarship for Service (SFS): Developing Interdisciplinary Cybersecurity Education at SHSU</i>		
COLLEGE OF SCIENCE & ENGINEERING TECHNOLOGY	Engineering Technology	U.S. Department of Agriculture	\$50,430	7/15/2021
		PI & COPI(s): Basith, Iftekhar; Islam, ABM; Morgan-Olvera, Ashley		
		Title: <i>Building Animated Learning Objects for High Consequence Pests</i>		
COLLEGE OF SCIENCE & ENGINEERING TECHNOLOGY	Engineering Technology	Texas Workforce Commission	\$89,289	11/3/2020

PI & COPI(s): Basith, Iftekhar; Yildiz, Faruk; Scherer, Rachel

Title: *EETEC STEM summer camp*

COLLEGE OF SCIENCE & ENGINEERING TECHNOLOGY	Engineering Technology	National Science Foundation	\$584,377	9/30/2020
PI & COPI(s): Basith, Iftekhar; Safa, Mahdi; Dakeev, Ulan; Yildiz, Faruk				
Title: <i>RET site in automation, robotics, design, and manufacturing.</i>				

COLLEGE OF SCIENCE & ENGINEERING TECHNOLOGY	Engineering Technology	U.S. Department of Agriculture	\$77,122	7/20/2021
PI & COPI(s): Dakeev, Ulan; Gross, Elizabeth				
Title: <i>Augmenting the Pest Library in Public Libraries</i>				

COLLEGE OF SCIENCE & ENGINEERING TECHNOLOGY	Engineering Technology	National Science Foundation	\$299,996	7/21/2021
PI & COPI(s): Dakeev, Ulan; Gross, Elizabeth				
Title: <i>Augmented Reality in Computer Aided Design Education (ARCADE)</i>				

COLLEGE OF SCIENCE & ENGINEERING TECHNOLOGY	Engineering Technology	U.S. Department of Agriculture	\$101,177	7/15/2021
PI & COPI(s): Dakeev, Ulan; Yesudasan Daisy, Sumith				
Title: <i>Development of Automomous Unmanned Aerial Vehicle Survey and Spray System to Control Mamestra brassicae</i>				

COLLEGE OF SCIENCE & ENGINEERING TECHNOLOGY	Engineering Technology	U.S. Department of Agriculture	\$64,108	7/8/2021
PI & COPI(s): Dakeev, Ulan				
Title: <i>Development of Augmented Reality Mobile Application to Increase Awareness of Priority Pests</i>				

COLLEGE OF SCIENCE & ENGINEERING TECHNOLOGY	Engineering Technology	National Science Foundation	\$511,229	7/23/2021
PI & COPI(s): Dakeev, Ulan				
Title: <i>CAREER - Support and Improve Engineering Education with Virtual and Augmented Reality Applications</i>				

COLLEGE OF SCIENCE & ENGINEERING TECHNOLOGY	Engineering Technology	Binational Agricultural Research Development Fund (BARD)	\$14,000	9/14/2020
PI & COPI(s): Karan, Ebrahim				
Title: <i>Centralized and Distributed Food Production Systems: Assessment of Sustainability and Resilience</i>				

COLLEGE OF SCIENCE & ENGINEERING TECHNOLOGY	Engineering Technology	Walmart	\$4,863	9/15/2020
PI & COPI(s): Ma, Junkun; Balaraman, Rajesh				
Title: <i>CAD software and CNC machining training</i>				

COLLEGE OF SCIENCE & ENGINEERING TECHNOLOGY	Engineering Technology	U.S. Department of Agriculture	\$72,680	3/15/2021
PI & COPI(s): Ma, Junkun; Bedore, Jessica; Pannkuk, Timothy; Morgan-Olvera, Ashley; Balaraman, Rajesh				
Title: <i>Acquisition of a Cubert Ultras X20 Hyperspectral Imaging (HSI) System to Enhance Research and Education at Sam Houston State University</i>				

COLLEGE OF SCIENCE & ENGINEERING TECHNOLOGY	Engineering Technology	U.S. Department of Agriculture	\$158,722	7/15/2021
---	------------------------	--------------------------------	-----------	-----------

COLLEGE OF SCIENCE & ENGINEERING TECHNOLOGY	Engineering Technology	PI & COPI(s): Ma, Junkun; Liu, Qingzhong	\$168,102	7/19/2021
		Title: <i>Development of a Diagnostic and Detection Tool based on Machine Learning (ML) and Hyperspectral Image (HSI) Technologies for Rapid Screening of Invasive Pests</i>		
COLLEGE OF SCIENCE & ENGINEERING TECHNOLOGY	Engineering Technology	U.S. Department of Agriculture	\$135,367	4/16/2021
		PI & COPI(s): Ma, Junkun; Smith-Herron, Autumn; Pecan, Recayi; Yildiz, Faruk; Pannkuk, Timothy Title: <i>Development of a Network of Field Deployable Infrared Thermography-Minirhizotron Device for Nondestructive Rapid Detection of Cyst Nematodes</i>		
COLLEGE OF SCIENCE & ENGINEERING TECHNOLOGY	Engineering Technology	Entergy	\$159,788	7/22/2021
		PI & COPI(s): Pecan, Recayi; Yildiz, Faruk; Dakeev, Ulan Title: <i>Design, Construction, and Implementation of Sustainable PV Carport with Level 2 Fast EV Charging Stations at Sam Houston Statue Visiting Center</i>		
COLLEGE OF SCIENCE & ENGINEERING TECHNOLOGY	Engineering Technology	U.S. Department of Agriculture	\$7,556	10/6/2020
		PI & COPI(s): Pecan, Recayi; Yildiz, Faruk; Ma, Junkun; Dakeev, Ulan; Smith-Herron, Autumn Title: <i>Design and Development of Automated Invasive Pest Survey and Sorting Devices for Field Deployment</i>		
COLLEGE OF SCIENCE & ENGINEERING TECHNOLOGY	Engineering Technology	American General Contractors Foundation	\$10,000	10/16/2020
		PI & COPI(s): Suh, Min Title: <i>Robert L. Bowen Industry Residency Program</i>		
COLLEGE OF SCIENCE & ENGINEERING TECHNOLOGY	Engineering Technology	Korean-American Scientists and Engineers Association (KSEA)	\$199,594	6/4/2021
		PI & COPI(s): Suh, Min Title: <i>Utilizing Waste Thermal Energy from U.S. Fireplaces to Operate Traditional Korean Ondol Underfloor heating System</i>		
COLLEGE OF SCIENCE & ENGINEERING TECHNOLOGY	Engineering Technology	National Science Foundation	\$43,418	7/2/2021
		PI & COPI(s): Yesudasan Daisy, Sumith Title: <i>ERI- Improving the Cooling Efficacy in Semiconductor Liquid Cooling Devices</i>		
COLLEGE OF SCIENCE & ENGINEERING TECHNOLOGY	Environmental and Geosciences	Texas Higher Education Coordinating Board, National Geography Society	\$1,208,449	7/22/2021
		PI & COPI(s): Nelson, Velvet; Strait, John; Guida, Ross; Fujimoto-Strait, Ava Title: <i>Building an Engaging Place-Based Geography Learning Community in Metro Houston</i>		
COLLEGE OF SCIENCE & ENGINEERING TECHNOLOGY	Mathematics and Statistics	National Science Foundation	\$99,982	1/20/2021
		PI & COPI(s): Bullock, Emma Title: <i>CAREER: Understanding the Interrelated Role School Leaders Play in Promoting Texas Rural Elementary Student Mathematics Achievement: A Complex Adaptive Systems Approach</i>		
COLLEGE OF SCIENCE & ENGINEERING TECHNOLOGY	Mathematics and Statistics	U.S. Department of Agriculture	\$50,000	11/18/2020
		PI & COPI(s): Bullock, Emma; Islam, ABM Title: <i>National Library of Virtual Manipulatives (NLVM) Reimagined: Concept Apps Beta Testing, Classroom Implementation, and Revision</i>		
COLLEGE OF SCIENCE & ENGINEERING TECHNOLOGY	Mathematics and Statistics	American Mathematical Society Birman Fellowship		

		PI & COPI(s): Doleshal, Brandy		
		Title: <i>Goeritz Equivalence Classes</i>		
COLLEGE OF SCIENCE & ENGINEERING TECHNOLOGY	Mathematics and Statistics	National Science Foundation (SHSU sub for U of H)	\$6,165	2/12/2021
		PI & COPI(s): Holt, Melinda		
		Title: <i>HDR DSC Data Science for Energy Transition</i>		
COLLEGE OF SCIENCE & ENGINEERING TECHNOLOGY	Physics and Astronomy	National Science Foundation	\$462,756	12/8/2020
		PI & COPI(s): Dent, James; Walker, Joel; Shepherd, Will		
		Title: <i>SMEFT, Collider, Neutrino, Axion, and Dark Matter Phenomenology</i>		
COLLEGE OF SCIENCE & ENGINEERING TECHNOLOGY	Physics and Astronomy	Alfred P. Sloan Foundation	\$40,804	12/21/2020
		PI & COPI(s): James, Renee		
		Title: <i>BOOM! The Most Powerful Cosmic Events Since the Big Bang</i>		
COLLEGE OF SCIENCE & ENGINEERING TECHNOLOGY	Physics and Astronomy	Research Corporation for Scientific Advancement	\$100,000	6/29/2021
		PI & COPI(s): Shepherd, William		
		Title: <i>Building Global Understanding of Model Independence in Particle Physics</i>		
COLLEGE OF SCIENCE & ENGINEERING TECHNOLOGY	Physics and Astronomy	Department of Energy	\$750,000	2/8/2021
		PI & COPI(s): Shepherd, William		
		Title: <i>Model Independence at the LHC and Data Preservation with the SMEFT</i>		
OTHER DIVISIONS	Enrollment Management	UT Austin: The Charles A. Dada Center	\$1,000	5/20/2021
		PI & COPI(s): Jordan, John		
		Title: <i>Texas Transfer Alliance (TTA): Improving Transfer and Applicability in Texas mathematics supported by the Greater Texas Foundation</i>		
OTHER DIVISIONS	Enrollment Management	Texas Higher Education Coordinating Board	\$112,500	11/10/2020
		PI & COPI(s): Mulligan, Leah		
		Title: <i>Texas Reskilling Support Fund Grant Applications</i>		
OTHER DIVISIONS	Enrollment Management	Texas Higher Education Coordinating Board	\$300,000	1/15/2021
		PI & COPI(s): Mulligan, Leah		
		Title: <i>Texas Reskilling Support Fund Grant Applications Round 2</i>		
OTHER DIVISIONS	Student Services	U.S. Secret Service	\$11,600	8/27/2021
		PI & COPI(s): Morris, Kevin		
		Title: <i>JOPS Reimbursement</i>		

Table I-4. Faculty number by rank for all SHSU colleges and departments.

<b>COLLEGE OF ARTS &amp; MEDIA</b>					
	<i>Assistant</i>	<i>Associate</i>	<i>Full</i>	<i>Clinical</i>	<i>Department Totals</i>
Dance	1	2	1	0	4
Art	4	5	7	1	17
Mass Communications	3	6	4	6	19
Theatre & Musical Theatre	4	2	5	0	11
School of Music	7	9	12	0	28
	19 (24%)	24 (30%)	29 (37%)	7 (9%)	79
<b>COLLEGE OF BUSINESS ADMINISTRATION</b>					
	<i>Assistant</i>	<i>Associate</i>	<i>Full</i>	<i>Clinical</i>	<i>Department Totals</i>
Accounting	6	4	7	0	17
Economics & International Business	2	7	5	2	16
General Business & Finance	10	10	8	0	28
Management, Marketing & Information	4	12	10	0	26
	22 (25%)	33 (38%)	30 (35%)	2 (2%)	87
<b>COLLEGE OF CRIMINAL JUSTICE</b>					
	<i>Assistant</i>	<i>Associate</i>	<i>Full</i>	<i>Clinical</i>	<i>Department Totals</i>
Criminal Justice and Criminology	11	5	11	2	29
Department of Forensic Science	4	3	2	0	9
Department of Security Studies	2	3	1	1	7
Victim Studies	2	1	2	0	5
	19 (38%)	12 (24%)	16 (32%)	3 (6%)	50
<b>COLLEGE OF EDUCATION</b>					
	<i>Assistant</i>	<i>Associate</i>	<i>Full</i>	<i>Clinical</i>	<i>Department Totals</i>
Counseling	4	2	4	2	12
Educational Leadership	1	5	7	2	15
Library Sciences	2	4	2	0	8
Teaching and Learning	11	22	14	9	56
	18 (20%)	33 (36%)	27 (30%)	13 (14%)	91
<b>COLLEGE OF HEALTH SCIENCES</b>					
	<i>Assistant</i>	<i>Associate</i>	<i>Full</i>	<i>Clinical</i>	<i>Department Totals</i>
Kinesiology	6	2	8	1	17
Family and Consumer Science	3	2	1	2	8
Population Health	1	4	5	2	12
School of Nursing	2	1	0	18	21
	12 (21%)	9 (15%)	14 (24%)	23 (40%)	58
<b>COLLEGE OF HUMANITIES &amp; SOCIAL SCIENCES</b>					
	<i>Assistant</i>	<i>Associate</i>	<i>Full</i>	<i>Clinical</i>	<i>Department Totals</i>
Communication Studies	4	2	6	0	12
English	8	6	24	0	38
History	6	8	5	1	20
Political Science	6	7	7	0	20
Psychology and Philosophy	12	3	12	0	27
Sociology	4	3	10	0	17
World Languages & Cultures	6	4	7	0	17
	46 (30.4%)	33 (22%)	71 (47%)	1 (0.6%)	151
<b>COLLEGE OF OSTEOPATHIC MEDICINE</b>					
	<i>Assistant</i>	<i>Associate</i>	<i>Full</i>	<i>Clinical</i>	<i>Department Totals</i>
All Departments	20	4	4	0	28
	20 (72%)	4 (14%)	4 (14%)	0	28
<b>COLLEGE OF SCIENCE &amp; ENGINEERING TECHNOLOGY</b>					

	<i>Assistant</i>	<i>Associate</i>	<i>Full</i>	<i>Clinical</i>	<i>Department Totals</i>
Agricultural Sciences	4	5	6	0	15
Biological Sciences	3	4	15	0	22
Chemistry	4	2	7	0	13
Computer Science	4	6	4	0	14
Engineering Technology	5	2	3	0	10
Environmental & Geosciences	3	6	5	0	14
Mathematics & Statistics	8	8	15	0	31
Physics & Astronomy	1	1	9	0	11
	32 (25%)	34 (26%)	64 (49%)	0	130
<b>TOTALS</b>	<b>188 (28%)</b>	<b>182 (27%)</b>	<b>255 (38%)</b>	<b>49 (7%)</b>	<b>674</b>

Table I-5. Number of faculty submitting proposals, the number of grant proposals submitted and the funding requested in FY21 by college/division and academic rank/position of the PI.

GRANTS SUBMITTED															
COLLEGE/DIVISION	ASSISTANT PROFESSOR			ASSOCIATE PROFESSOR			FULL PROFESSOR			CLINICAL FACULTY			STAFF/ADMINISTRATION		
	Number of Faculty	Number of Proposals	Funding Requested	Number of Faculty	Number of Proposals	Funding Requested	Number of Faculty	Number of Proposals	Funding Requested	Number of Faculty	Number of Proposals	Funding Requested	Number of Faculty	Number of Proposals	Funding Requested
ACADEMIC AFFAIRS	1	1	\$55,000										6	18	\$6,422,131
COLLEGE OF ARTS & MEDIA	1	1	\$92,055												
COLLEGE OF BUSINESS ADMINISTRATION	1	1	\$14,325				1	1	\$4,886				1	1	\$446,063
COLLEGE OF CRIMINAL JUSTICE	5	9	\$959,368	4	10	\$1,376,122	5	9	\$4,293,610	1	1	\$4,843	5	22	\$4,285,686
COLLEGE OF EDUCATION	5	6	\$1,683,257	4	7	\$2,803,690	3	10	\$14,571,195				4	8	\$9,561,889
COLLEGE OF HEALTH SCIENCES				4	6	\$5,709,220	1	1	\$7,275				1	2	\$58,894
COLLEGE OF HUMANITIES & SOCIAL SCIENCES	7	16	\$2,581,228	1	1	\$60,000	3	3	\$45,574				1	1	\$3,240
COLLEGE OF OSTEOPATHIC MEDICINE	2	2	\$118,445	1	1	\$624,964							1	1	\$60,000
COLLEGE OF SCIENCE AND ENGINEERING TECHNOLOGY	14	30	\$5,742,657	11	19	\$7,332,013	13	23	\$6,168,940				2	4	\$88,018
OTHER DIVISIONS													3	4	\$425,100
UNIVERSITY TOTAL	36	66	\$11,246,335	25	44	\$17,906,009	26	47	\$25,091,480	1	1	\$4,843	24	61	\$21,351,021



Table I-6. List of sponsors to whom proposals were submitted for external funding in FY21.

---

***Federal and Federal Pass-Through***

---

Bureau of Justice Assistance  
 Department of Defense  
 Department of Energy  
 Department of Health and Human Services  
 Department of Justice  
 Department of State  
 Internal Revenue Services  
 National Endowment for the Humanities  
 National Institute of Justice  
 National Institute on Minority Health and Health Disparities  
 National Institutes of Health  
 National Science Foundation  
 Office of National Drug Control Policy  
 U.S. Department of Agriculture  
 U.S. Department of Education  
 U.S. Secret Service

---

***State and Local Governments of Texas***

---

Humanities Texas  
 Office of the Texas Governor  
 Texas Department of Agriculture  
 Texas Department of Public Safety  
 Texas Department of Transportation  
 Texas Education Agency  
 Texas Higher Education Coordinating Board  
 Texas Parks and Wildlife  
 Texas Workforce Commission

---

***University Partnerships - SHSU as Subrecipient***

---

Florida International University  
 Gallaudet University  
 Indiana University at Bloomington  
 Ohio State University  
 Oklahoma State University  
 Southern Methodist University  
 Texas A&M  
 Texas A&M University at Corpus Christi  
 Texas A&M University at San Antonio  
 Texas State University  
 University of California at Davis  
 University of California at Irvine  
 University of Houston  
 University of Minnesota  
 University of Nevada at Las Vegas  
 University of North Texas Health Science Center  
 University of Texas at Austin  
 University of Texas Health Science Center at Fort Worth  
 University of Texas Southwestern  
 Wichita State University

---

***Non-Profit Foundations and Associations***

---

Alfred P. Sloan Foundation  
 American Academy of Forensic Science  
 American Association for the History of Nursing  
 American Association of State Colleges and Universities  
 American Chemical Society  
 American Council of Learned Societies  
 American Councils on International Education  
 American General Contractors Foundation  
 American Mathematical Society  
 American Society of Microbiology  
 American Society of Trace Evidence Examiners  
 Arnold Foundation  
 Binational Agricultural Research Development Fund  
 Camille and Henry Dreyfus Foundation  
 Children's Advocacy Centers of Texas  
 Costa Rican Embassy  
 Ed Rachal Foundation  
 Greater Texas Foundation  
 Gulf States Marine Fisheries Commission  
 Hearst Foundation  
 Hogg Foundation for Mental Health  
 Jerry Lewis Mental Health Research Foundation  
 Joint Admission Medical Program  
 Korean-American Scientists and Engineering Association  
 MD Anderson Cancer Center  
 Moody Foundation  
 National Association of VOCA Assistance Administrators  
 Neuro-development Treatment Association  
 Powell Foundation  
 Raise Your Hand Texas  
 Research Corporation for Scientific Advancement  
 Sigma Xi  
 Spencer Foundation  
 Texas Academy of Science  
 Texas Rural Funders Collaboratives  
 Texas Society for Microscopy  
 US Prep  
 Welch Foundation  
 William T. Grant Foundation

---

***Private Industry***

---

Entergy  
 Facebook: Foundational Integrity Research  
 Forward Edge AI  
 Google Research Outreach  
 Medline  
 Revive Biotech  
 Signature Science Agreement  
 Walmart

Table I-7. External funding requested and external funding awarded by sponsor type in FY21.

<b>Sponsor Category</b>	<b>Funding Requested in FY21</b>
Federal Agencies	\$55,104,527
Federal Pass-Through	\$4,955,831
State/Local Governments of Texas	\$11,786,845
Universities	\$543,796
Non-Profit Foundations/Associations	\$2,744,613
Private Industry	\$464,076

## SECTION II – GRANTS AWARDED IN FY21

*Grant Submissions* – Eighty-nine proposals were funded by external sponsors in FY21, totaling \$103,656,676 (Tables II-1, II-2, & II-3). This total included a large award of about \$82M from the Department of Education in CARES Act funding for COVID-19 relief. Thus, the total funding awarded from external sponsors was about \$21M for FY21 when the one-time CARES Act funding was removed. Direct costs resulting from funding from external sponsors totaled \$101M (98%), while indirect costs totaled \$2.5M (2 %). The University committed an additional \$0.7M in matching funds to the sponsored projects.

Thirty-four different individual departments received external funding. These departments represented seven academic colleges at SHSU, as well as Academic Affairs, Enrollment Management, and Finance and Operations.

Sixty-four individual PIs received funding in FY21. The College of Science and Engineering Technology had the greatest number of individual PIs with funded proposals followed by the College of Criminal Justice. Among tenure-track faculty, Full Professors received the second largest number of funded grants (7% of all Full Professors) and the greatest amount of external funding. Assistant Professors received the greatest number of awards (9% of all Assistant Professors) and second largest amount of external funding (Table II-4).

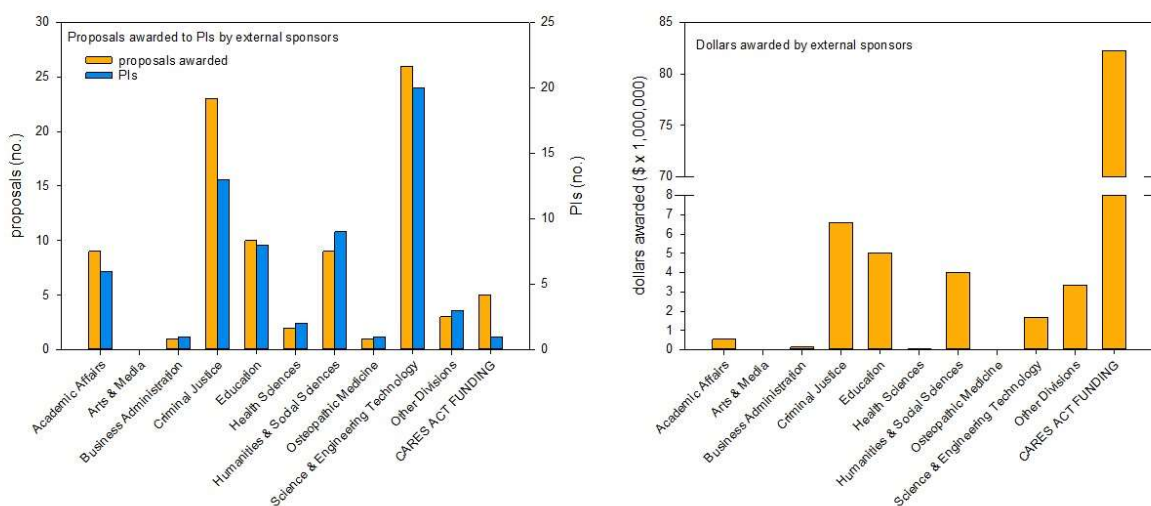


Figure II-1. Number proposals awarded, number of PIs receiving grants, and total grant dollars awarded by external sponsors by college in FY21.

Grants were directly awarded by 52 different external sponsors, and SHSU received subawards from one university (Table II-5). This included eight (15% of all sponsors) federal sponsors (including pass-through), 11 (21%) state or local governments of Texas, six (12%) universities, 24 (46%) non-profit foundations/associations, and three (6%) private businesses. Total funding received from federal agencies (including pass-through) was \$6.6M – excluding CARES Act funding. About \$10.9M was awarded from state and local governments in Texas.

Approximately \$1.6M was awarded from non-profit foundations, ~\$275K was awarded from universities, and ~\$19K was awarded by private businesses (Table II-6).

Table II-1. Number of grants awarded, number of PIs receiving funded grants, the amount requested in the original proposal, the total funds awarded (direct plus indirect), the direct funds and indirect funds awarded, the amount of institutional match committed to the project, and the total project costs (total awarded plus the matching funds) by college/division for FY21.

COLLEGE/DIVISION	NUMBER OF AWARDS	NUMBER OF PIs	AMOUNT REQUESTED	TOTAL AWARDED	DIRECT FUNDS AWARDED	INDIRECT FUNDS AWARDED	MATCHING FUNDS	TOTAL PROJECT COSTS
ACADEMIC AFFAIRS								
	9	6	\$636,093	\$547,674	\$483,155	\$64,519	\$50,022	\$597,696
COLLEGE OF ARTS & MEDIA								
	0	0	\$0	\$0	\$0	\$0	\$0	\$0
COLLEGE OF BUSINESS ADMINISTRATION								
	1	1	\$130,000	\$130,000	\$130,000	\$0	\$378,591	\$508,591
COLLEGE OF CRIMINAL JUSTICE								
	23	13	\$6,829,054	\$6,601,546	\$5,482,805	\$1,118,741	\$331,988	\$6,933,533
COLLEGE OF EDUCATION								
	10	8	\$4,876,071	\$5,003,778	\$4,619,425	\$384,352	\$0	\$5,003,778
COLLEGE OF HEALTH SCIENCES								
	2	2	\$39,855	\$38,855	\$38,492	\$363	\$0	\$38,855
COLLEGE OF HUMANITIES & SOCIAL SCIENCES								
	9	9	\$4,197,038	\$4,012,976	\$3,264,965	\$748,011	\$0	\$4,012,976
COLLEGE OF OSTEOPATHIC MEDICINE								
	1	1	\$31,733	\$26,000	\$26,000	\$0	\$0	\$26,000
COLLEGE OF SCIENCE & ENGINEERING TECHNOLOGY								
	26	20	\$2,130,641	\$1,691,456	\$1,482,241	\$209,215	\$12,556	\$1,704,012
OTHER DIVISIONS*								
	8	4	\$85,604,391	\$85,604,391	\$85,604,121	\$270	\$0	\$85,604,391
<b>UNIVERSITY TOTAL</b>	<b>89</b>	<b>64</b>	<b>\$104,474,876</b>	<b>\$103,656,676</b>	<b>\$101,131,204</b>	<b>\$2,525,471</b>	<b>\$773,157</b>	<b>\$104,429,833</b>

*\* 5 proposals for \$82,238,703 were awarded to SHSU via CARES Act funding for COVID-19 relief*

Table II-2. Number of grants awarded, number of PI receiving funded grants, the amount requested in the original proposal, the total funds awarded (direct plus indirect), the direct funds and indirect funds awarded, the amount of institutional match committed to the project, and the total project costs (total awarded plus the matching funds) by department for FY21.

COLLEGE/DIVISION & DEPARTMENT	NUMBER OF AWARDS	NUMBER OF PIs	AMOUNT REQUESTED	TOTAL AWARDED	DIRECT FUNDS AWARDED	INDIRECT FUNDS AWARDED	MATCHING FUNDS	TOTAL PROJECT COSTS
<b>ACADEMIC AFFAIRS</b>								
Academic Success Center								
Army Reserve Officers Training Corp								
Center for Community Engagement								
Department of Military Science	1	1	\$60,000	\$30,000	\$30,000	\$0		\$30,000
Faculty Development & Success	2	1	\$276,139	\$276,588	\$241,558	\$35,030	\$50,022	\$326,610
Graduate Studies								
Newton Gresham Library	1	1	\$15,000	\$15,000	\$15,000	\$0		\$15,000
Online Operations								
ORSP/Research Centers	5	3	\$284,954	\$226,086	\$196,597	\$29,489		\$226,086
<b>Division Total</b>	<b>9</b>	<b>6</b>	<b>\$636,093</b>	<b>\$547,674</b>	<b>\$483,155</b>	<b>\$64,519</b>	<b>\$50,022</b>	<b>\$597,696</b>
<b>COLLEGE OF ARTS &amp; MEDIA</b>								
Administration								
Art								
Dance								
Mass Communication								
School of Music								
Theatre & Musical Theatre								
<b>College Total</b>	<b>0</b>	<b>0</b>	<b>\$0</b>	<b>\$0</b>	<b>\$0</b>	<b>\$0</b>	<b>\$0</b>	<b>\$0</b>
<b>COLLEGE OF BUSINESS ADMINISTRATION</b>								
Administration								
Accounting								
Center for Innovation & Technology								
Economics & International Business								
General Business & Finance								
Management, Marketing & Information Systems								
Small Business Development Center	1	1	\$130,000	\$130,000	\$130,000	\$0	\$378,591	\$508,591
<b>College Total</b>	<b>1</b>	<b>1</b>	<b>\$130,000</b>	<b>\$130,000</b>	<b>\$130,000</b>	<b>\$0</b>	<b>\$378,591</b>	<b>\$508,591</b>
<b>COLLEGE OF CRIMINAL JUSTICE</b>								
Administration	2	1	\$2,386,380	\$2,386,380	\$2,072,074	\$314,306	\$0	\$2,386,380
Correctional Management Institute of Texas	8	2	\$1,045,621	\$886,646	\$778,302	\$108,345	\$0	\$886,646
Crime Victims Institute								
Criminal Justice & Criminology	3	3	\$388,012	\$319,478	\$233,195	\$86,283	\$0	\$319,478
Forensic Science	6	5	\$1,853,173	\$1,853,173	\$1,384,346	\$468,827	\$0	\$1,853,173
Impaired Driving Initiatives	3	1	\$935,635	\$935,635	\$794,655	\$140,980	\$275,931	\$1,211,566
Law Enforcement Management Institute of Texas	1	1	\$220,233	\$220,233	\$220,233	\$0	\$56,057	\$276,290
Security Studies								
<b>College Total</b>	<b>23</b>	<b>13</b>	<b>\$6,829,054</b>	<b>\$6,601,545</b>	<b>\$5,482,805</b>	<b>\$1,118,741</b>	<b>\$331,988</b>	<b>\$6,933,533</b>
<b>COLLEGE OF EDUCATION</b>								
Administration	1	1	\$50,000	\$50,000	\$50,000	\$0	\$0	\$50,000
Center for Assessment, Research & Educational Safety								
Charter School	2	1	\$50,211	\$51,548	\$49,295	\$2,253	\$0	\$51,548
Counselor Education								
Educational Leadership	2	2	\$375,173	\$375,174	\$334,404	\$40,769	\$0	\$375,174
Garrett Center	1	1	\$1,479,722	\$1,479,790	\$1,341,240	\$138,550	\$0	\$1,479,790
Library Science & Technology								
School of Teaching and Learning	2	2	\$236,000	\$362,301	\$358,406	\$3,895	\$0	\$362,301
TRIO SSS	2	1	\$2,684,965	\$2,684,965	\$2,486,080	\$198,885	\$0	\$2,684,965
<b>College Total</b>	<b>10</b>	<b>8</b>	<b>\$4,876,071</b>	<b>\$5,003,778</b>	<b>\$4,619,425</b>	<b>\$384,352</b>	<b>\$0</b>	<b>\$5,003,778</b>
<b>COLLEGE OF HEALTH SCIENCES</b>								
Administration								
Family and Consumer Science								
Kinesiology								
Population Health	1	1	\$5,000	\$4,000	\$3,637	\$363	\$0	\$4,000
School of Nursing	1	1	\$34,855	\$34,855	\$34,855	\$0	\$0	\$34,855
<b>College Total</b>	<b>2</b>	<b>2</b>	<b>\$39,855</b>	<b>\$38,855</b>	<b>\$38,492</b>	<b>\$363</b>		<b>\$38,855</b>
<b>COLLEGE OF HUMANITIES &amp; SOCIAL SCIENCES</b>								
Administration								

Center for Rural Studies									
Communication Studies									
English									
History	1	1	\$45,000	\$45,000	\$45,000	\$0	\$0	\$45,000	
Political Science									
Psychology & Philosophy	5	5	\$259,192	\$75,130	\$67,759	\$7,371	\$0	\$75,130	
Sociology	2	2	\$3,814,721	\$3,814,721	\$3,081,183	\$733,538	\$0	\$3,814,721	
World Languages and Cultures	1	1	\$78,125	\$78,125	\$71,023	\$7,102	\$0	\$78,125	
<b>College Total</b>	<b>9</b>	<b>9</b>	<b>\$4,197,038</b>	<b>\$4,012,976</b>	<b>\$3,264,965</b>	<b>\$748,011</b>	<b>\$0</b>	<b>\$4,012,976</b>	
<b>COLLEGE OF OSTEOPATHIC MEDICINE</b>									
Administration									
Clinical Anatomy									
Clinical Education									
Clinical Skills	1	1	\$31,733	\$26,000	\$26,000	\$0	\$0	\$26,000	
Graduate Medical Education									
Molecular and Cellular Biology									
Osteopathic Principles and Practice									
Physiology and Pharmacology									
Primary Care									
<b>College Total</b>	<b>1</b>	<b>1</b>	<b>\$31,733</b>	<b>\$26,000</b>	<b>\$26,000</b>	<b>\$0</b>	<b>\$0</b>	<b>\$26,000</b>	
<b>COLLEGE OF SCIENCE &amp; ENGINEERING TECHNOLOGY</b>									
Administration									
School of Agricultural Sciences	3	3	\$179,290	\$169,292	\$145,253	\$24,039	\$0	\$169,292	
Biological Sciences	12	7	\$771,761	\$460,088	\$420,917	\$39,171	\$0	\$460,088	
Chemistry	3	3	\$417,819	\$316,160	\$305,044	\$11,116	\$0	\$316,160	
Computer Science	1	1	\$60,349	\$60,349	\$44,050	\$16,299	\$0	\$60,349	
Engineering Technology	4	3	\$253,990	\$253,989	\$220,477	\$33,513	\$7,556	\$261,546	
Environmental & Geosciences	1	1	\$345,773	\$345,773	\$272,849	\$72,924	\$0	\$345,773	
Mathatics & Statistics									
Physics & Astronomy	2	2	\$101,659	\$85,804	\$73,651	\$12,153	\$5,000	\$90,804	
<b>College Total</b>	<b>26</b>	<b>20</b>	<b>\$2,130,641</b>	<b>\$1,691,455</b>	<b>\$1,482,241</b>	<b>\$209,215</b>	<b>\$12,556</b>	<b>\$1,704,012</b>	
<b>OTHER DIVISIONS</b>									
Enrollment Management	2	2	\$301,000	\$301,000	\$300,730	\$270	\$0	\$301,000	
Finance and Operations*	5	1	\$82,238,703	\$82,238,703	\$82,238,703	\$0	\$0	\$82,238,703	
Financial Aid and Scholarships	1	1	\$3,064,688	\$3,064,688	\$3,064,688	\$0	\$0	\$3,064,688	
Student Services									
Sam Houston Memorial Museum									
<b>Division Total</b>	<b>8</b>	<b>4</b>	<b>\$85,604,391</b>	<b>\$85,604,391</b>	<b>\$85,604,121</b>	<b>\$270</b>	<b>\$0</b>	<b>\$85,604,391</b>	
<b>UNIVERSITY TOTAL</b>	<b>89</b>	<b>64</b>	<b>\$104,474,876</b>	<b>\$103,656,675</b>	<b>\$101,131,204</b>	<b>\$2,525,471</b>	<b>\$773,157</b>	<b>\$104,429,832</b>	

\* 5 proposals for \$82,238,703 were awarded to SHSU via CARES Act funding for COVID-19 relief

Table II-3. Detail of all grant awarded in FY21 by SHSU faculty and staff.

COLLEGE/DIVISION	DEPARTMENT	SPONSOR, PI, COPI(s), TITLE	SUBMITTED (FY)	AMOUNT REQUESTED	DIRECT FUNDS AWARDED	INDIRECT FUNDS AWARDED	TOTAL AWARDED	MATCHING FUNDS	TOTAL PROJECT COSTS
ACADEMIC AFFAIRS	Faculty Development & Success	American Association of State Colleges and Universities PI & COPI(s): Loft, Brian Title: <i>Implementation of Math Pathways</i>	20	\$25,000	\$22,727	\$2,273	\$25,000		\$25,000
ACADEMIC AFFAIRS	Faculty Development & Success	Greater Texas Foundation Loft, Brian Title: <i>Enhancing SH ELITE and Evolve: Support for Outreach and Transition</i>	21	\$251,139	\$218,831	\$32,757	\$251,588	\$50,022	\$301,610
ACADEMIC AFFAIRS	Military Science	Ed Rachal Foundation PI & COPI(s): Cooley, Joshua Title: <i>Program Support and Scholarship</i>	21	\$60,000	\$30,000	\$0	\$30,000		\$30,000
ACADEMIC AFFAIRS	Newton Gresham Library	Texas State Library and Archives Commission PI & COPI(s): Owen, Eric Title: <i>Inter-Library Loan Reimbursement Funds</i>	21	\$15,000	\$15,000	\$0	\$15,000		\$15,000
ACADEMIC AFFAIRS	ORSP/Research Centers	U.S. Department of Agriculture PI & COPI(s): Kleiner, Kylee Title: <i>TX-221 PPA Field Crops - SHSU</i>	21	\$64,882	\$34,783	\$5,217	\$40,000		\$40,000
ACADEMIC AFFAIRS	ORSP/Research Centers	U.S. Department of Agriculture PI & COPI(s): Morgan-Olvera, Ashley Title: <i>TX 21 PPA Exotic Wood Borer - SHSU (Bundled Bark Beetle Survey)</i>	21	\$69,780	\$47,826	\$7,174	\$55,000		\$55,000
ACADEMIC AFFAIRS	ORSP/Research Centers	U.S. Department of Agriculture PI & COPI(s): Morgan-Olvera, Ashley Title: <i>TX 21 Citrus Greening Education Outreach and Management</i>	21	\$51,759	\$40,507	\$6,076	\$46,583		\$46,583
ACADEMIC AFFAIRS	ORSP/Research Centers	Texas Parks and Wildlife PI & COPI(s): Morgan-Olvera, Ashley Title: <i>The Texasinvasives.org Program</i>	20	\$34,503	\$30,003	\$4,500	\$34,503		\$34,503
ACADEMIC AFFAIRS	ORSP/Research Centers	U.S. Department of Agriculture PI & COPI(s): Smith-Herron, Autumn; Kleiner, Kylee Title: <i>TX 21 PPA Soil Nematode- SHSU (Cyst Nematode Survey)</i>	21	\$64,030	\$43,478	\$6,522	\$50,000		\$50,000
COLLEGE OF BUSINESS ADMINISTRATION	Small Business Development Center	University of Houston PI & COPI(s): Ellisor, Rhonda Title: <i>Small Business Development Center (FY 2021)</i>	21	\$130,000	\$130,000	\$0	\$130,000	\$378,591	\$508,591
COLLEGE OF CRIMINAL JUSTICE	Administration	Office of National Drug Control Policy PI & COPI(s): Lyons, Phillip Title: <i>HIDTA FY 21</i>	20	\$1,182,560	\$1,026,960	\$155,600	\$1,182,560		\$1,182,560
COLLEGE OF CRIMINAL JUSTICE	Administration	Office of National Drug Control Policy PI & COPI(s): Lyons, Phillip Title: <i>HIDTA 2022</i>	21	\$1,203,820	\$1,045,114	\$158,706	\$1,203,820		\$1,203,820
COLLEGE OF CRIMINAL JUSTICE	Correctional Management Institute of Texas	U.S. Department of State PI & COPI(s): Dretke, Douglas	21	\$38,145	\$42,005	\$8,401	\$50,406		\$50,406



Title: <i>Executive Leadership Program - Morocco</i>								
COLLEGE OF CRIMINAL JUSTICE	Correctional Management Institute of Texas	University of California at Irvine (Arnold Foundation)	21	\$24,780	\$21,000	\$3,780	\$24,780	\$24,780
PI & COPI(s): Dretke, Douglas								
Title: <i>The Sources and Consequences of Prison Violence</i>								
COLLEGE OF CRIMINAL JUSTICE	Correctional Management Institute of Texas	U.S. Department of State	21	\$16,422	\$13,685	\$2,737	\$16,422	\$16,422
PI & COPI(s): Dretke, Douglas								
Title: <i>Executive Leadership Training Albrania</i>								
COLLEGE OF CRIMINAL JUSTICE	Correctional Management Institute of Texas	U.S. Department of State	21	\$16,422	\$13,685	\$2,737	\$16,422	\$16,422
PI & COPI(s): Dretke, Douglas								
Title: <i>Executive Leadership Training Kosovo</i>								
COLLEGE OF CRIMINAL JUSTICE	Correctional Management Institute of Texas	U.S. Embassy-Costa Rica	21	\$35,500	\$31,769	\$3,731	\$35,500	\$35,500
PI & COPI(s): Dretke, Douglas								
Title: <i>Correctional Leadership and Management of Secure Safe Facilities</i>								
COLLEGE OF CRIMINAL JUSTICE	Correctional Management Institute of Texas	U.S. Department of State	21	\$403,146	\$210,642	\$21,269	\$231,911	\$231,911
PI & COPI(s): Dretke, Douglas								
Title: <i>Corrections Executive Leadership Traiing (4 PTNS)</i>								
COLLEGE OF CRIMINAL JUSTICE	Correctional Management Institute of Texas	Office of the Texas Governor	21	\$256,609	\$251,577	\$5,032	\$256,609	\$256,609
PI & COPI(s): Gregory, Amber								
Title: <i>State Specialty Court Training</i>								
COLLEGE OF CRIMINAL JUSTICE	Correctional Management Institute of Texas	Office of the Texas Governor	21	\$254,598	\$193,940	\$60,658	\$254,598	\$254,598
PI & COPI(s): Gregory, Amber								
Title: <i>Specialty Court Resource Center</i>								
COLLEGE OF CRIMINAL JUSTICE	Criminal Justice and Criminology	Tarleton State University (NIJ Passthrough)	20	\$52,394	\$38,243	\$14,151	\$52,394	\$52,394
PI & COPI(s): Franklin, Cortney								
Title: <i>Assessing an Innovative Response to Intimate Partner Violence Related Strangulation</i>								
COLLEGE OF CRIMINAL JUSTICE	Criminal Justice and Criminology	Children's Advocacy Centers of Texas, Inc.	21	\$71,811	\$52,417	\$19,394	\$71,811	\$71,811
PI & COPI(s): Miller, Holly								
Title: <i>Bid for Perpetration Reduction White Paper Development</i>								
COLLEGE OF CRIMINAL JUSTICE	Criminal Justice and Criminology	Office of the Texas Governor	21	\$263,807	\$142,535	\$52,738	\$195,273	\$195,273
PI & COPI(s): Zhang, Yan; Ingram, Jason; Wells, William								
Title: <i>PSN Evaluation Year 2</i>								
COLLEGE OF CRIMINAL JUSTICE	Forensic Science	The Forensic Science Foundation	20	\$6,000	\$6,000	\$0	\$6,000	\$6,000
PI & COPI(s): Gates, Madeline								
Title: <i>Fentanyl Analogs in Dried Plasma Spots</i>								
COLLEGE OF CRIMINAL JUSTICE	Forensic Science	CARFS industry Membership Project	21	\$25,000	\$22,727	\$2,273	\$25,000	\$25,000
PI & COPI(s): Houston, Rachel; Kerrigan, Sarah								
Title: <i>CARFS Industry Membership</i>								
COLLEGE OF CRIMINAL JUSTICE	Forensic Science	The Forensic Science Foundation	20	\$6,000	\$6,000	\$0	\$6,000	\$6,000
PI & COPI(s): Houston, Rachel								

		Title: <i>A More Effective, Automatable Differential extraction method for processing sexual assault samples</i>							
COLLEGE OF CRIMINAL JUSTICE	Forensic Science	Department of Public Safety PI & COPI(s): Kerrigan, Sarah Title: <i>DPS Capacity Enhancement Project (FY 2022-2023)</i>	21	\$1,800,000	\$1,335,475	\$464,525	\$1,800,000	\$1,800,000	
COLLEGE OF CRIMINAL JUSTICE	Forensic Science	American Society of trace Evidence Examiners (ASTEE) PI & COPI(s): Monjardez, Geraldine Title: <i>Characterization of Automotive Greases Using Light Microscopy and SEM/EDS</i>	21	\$500	\$500		\$500	\$500	
COLLEGE OF CRIMINAL JUSTICE	Forensic Science	Forward Edge, Al. PI & COPI(s): Yu, Chi Chung SMALL BUSINESS TECHNOLOGY TRANSFER (STTR) PROGRAM An Artificial Title: <i>Intelligence (AI)-augmented Raman scanner for rapid biological point detection on the tactical edge</i>	21	\$15,673	\$13,644	\$2,029	\$15,673	\$15,673	
COLLEGE OF CRIMINAL JUSTICE	Impaired Driving Initiatives	Texas Department of Transportation PI & COPI(s): Marquart, Cecelia Title: <i>DECP, ARIDE, DITEP FY21</i>	20	\$649,999	\$534,279	\$115,721	\$649,999	\$195,387	\$845,386
COLLEGE OF CRIMINAL JUSTICE	Impaired Driving Initiatives	Texas Department of Transportation PI & COPI(s): Marquart, Cecelia Title: <i>INSITE</i>	20	\$199,999	\$190,519	\$9,479	\$199,999	\$51,862	\$251,860
COLLEGE OF CRIMINAL JUSTICE	Impaired Driving Initiatives	Texas Department of Transportation PI & COPI(s): Marquart, Cecelia Title: <i>Drug Impairment Training</i>	20	\$85,637	\$69,857	\$15,780	\$85,637	\$28,682	\$114,319
COLLEGE OF CRIMINAL JUSTICE	Law Enforcement Management Institute of Tex	Office of the Texas Governor PI & COPI(s): Watkins, Rita Title: <i>Clinical Incident Stress Debriefing</i>	21	\$220,233	\$220,233	\$0	\$220,233	\$56,057	\$276,290
COLLEGE OF EDUCATION	Administration	Raise Your Hand Texas PI & COPI(s): Edmonson, Stacey; Stewart, Sandra; Nerren, Jannah Title: <i>RYH: Teachers Preparation Improvement Plan</i>	20	\$50,000	\$50,000	\$0	\$50,000		\$50,000
COLLEGE OF EDUCATION	Charter School	Texas Education Agency PI & COPI(s): Knox, Ronny; Ancrum, Erica Title: <i>2019-2020 ESSA Consolidation Federal Grant</i>	20	\$6,386	\$6,148	\$238	\$6,386		\$6,386
COLLEGE OF EDUCATION	Charter School	Texas Education Agency PI & COPI(s): Knox, Ronny; Ancrum, Erica Title: <i>2020-2021 Idea-B Formula</i>	20	\$43,825	\$43,147	\$2,015	\$45,162		\$45,162
COLLEGE OF EDUCATION	Educational Leadership	Southern Methodist University PI & COPI(s): Billings, Meredith Title: <i>Student vs Institutions: How Policymakers Distribute Funds to Higher Education during Economic Recession</i>	21	\$25,194	\$25,195		\$25,195		\$25,195
COLLEGE OF EDUCATION	Educational Leadership	Greater Texas Foundation PI & COPI(s): Fuller, Matthew Title: <i>Academic Advisors Adapting to COVID-19</i>	21	\$349,979	\$309,209	\$40,769	\$349,979		\$349,979
COLLEGE OF EDUCATION	Garrett Center	Texas Education Agency	20	\$1,479,722	\$1,341,240	\$138,550	\$1,479,790		\$1,479,790

PI & COPI(s): Mitchell, Vickie; Landmark, Leena; Gushanas, Christina; Duran, Jaime; Cole, Corrina Title: <i>Idea B- Student Centered Transitions</i>								
COLLEGE OF EDUCATION	School of Teaching and Learning	Raise Your Hand Texas	21	\$184,000	\$320,700	\$0	\$320,700	\$320,700
PI & COPI(s): Berg, Helen; Stewart, Sandra Title: <i>Raise Your Hand Texas Foundation: Raising Texas Teachers</i>								
COLLEGE OF EDUCATION	School of Teaching and Learning	Aldine ISD	21	\$52,000	\$37,706	\$3,895	\$41,601	\$41,601
PI & COPI(s): Vargo, Kristina Title: <i>Behavioral Management Training</i>								
COLLEGE OF EDUCATION	SSS Trio Program	Department of Education	21	\$1,375,525	\$1,273,635	\$101,890	\$1,375,525	\$1,375,525
PI & COPI(s): Stuckey, Kelly Title: <i>TRIO SSS Program</i>								
COLLEGE OF EDUCATION	SSS Trio Program	Department of Education	21	\$1,309,440	\$1,212,445	\$96,995	\$1,309,440	\$1,309,440
PI & COPI(s): Stuckey, Kelly Title: <i>TRIO Teacher Preparation Student Support Services Program</i>								
COLLEGE OF HEALTH SCIENCES	Population Health	Walmart	21	\$5,000	\$3,637	\$363	\$4,000	\$4,000
PI & COPI(s): Scarbrough, Amanda Title: <i>Fill 'Er Up: SHSU Food Pantry Unmet Needs</i>								
COLLEGE OF HEALTH SCIENCES	School of Nursing	Texas Higher Education Coordinating Board	21	\$34,855	\$34,855	\$0	\$34,855	\$34,855
PI & COPI(s): Berry, Devon Title: <i>Nursing Shortage Reduction Program (Regular) Allocation FY21</i>								
COLLEGE OF HUMANITIES & SOCIAL SCIENCES	History	Southern Methodist University	21	\$45,000	\$45,000	\$0	\$45,000	\$45,000
PI & COPI(s): Elmore, Maggie Title: <i>Bill and Rita Clements Research Fellowship for the Study of Southwestern America for 2021-2022</i>								
COLLEGE OF HUMANITIES & SOCIAL SCIENCES	Psychology and Philosophy	Eastern Kentucky University	20	\$4,500	\$4,500	\$0	\$4,500	\$4,500
PI & COPI(s): Anderson, Jaime Title: <i>Utility of the MMPI-2-RF in Predicting Probation Outcomes</i>								
COLLEGE OF HUMANITIES & SOCIAL SCIENCES	Psychology and Philosophy	Partnership to End Addiction	21	\$180,396	\$19,923	\$7,371	\$27,294	\$27,294
PI & COPI(s): Henderson, Craig Title: <i>Family-Based Recovery Support Service Network for Youth OUD</i>								
COLLEGE OF HUMANITIES & SOCIAL SCIENCES	Psychology and Philosophy	MD Anderson Cancer Center	21	\$2,000	\$1,000	\$0	\$1,000	\$1,000
PI & COPI(s): Ratcliff, Chelsea Title: <i>Cancer Survivor Perceptions of a Meditation Mobile App SHSU Pilot Study</i>								
COLLEGE OF HUMANITIES & SOCIAL SCIENCES	Psychology and Philosophy	Jerry M. Lewis, M.D. Mental Health Research Foundatio	21	\$26,004	\$26,004	\$0	\$26,004	\$26,004
PI & COPI(s): Riggs, Shelley Title: <i>Validation of the Lewis Couple &amp; Family Evaluation Scales in a Community Sample of Families</i>								
COLLEGE OF HUMANITIES & SOCIAL SCIENCES	Psychology and Philosophy	Common Spirit Health (CHI St. Luke's) - OOG Passthrough	20	\$46,292	\$16,332	\$0	\$16,332	\$16,332
PI & COPI(s): Salami, Temilola Title: <i>Greater Houston Area PATH Collaborative</i>								
COLLEGE OF HUMANITIES & SOCIAL SCIENCES	Sociology	Ligh and Salt Association (CPRIT)	20	\$88,910	\$88,910	\$0	\$88,910	\$88,910

		PI & COPI(s): Deng, Furjen						
		<i>Establishing a Comprehensive Cancer Prevention, Screening &amp; Support</i> Title: <i>Program with Asian American Communities in Houston, Austin and Dallas/Fort Worth Areas of Texas</i>						
COLLEGE OF HUMANITIES & SOCIAL SCIENCES	Sociology	Texas Department of State Health Services	20	\$3,725,811	\$2,992,273	\$733,538	\$3,725,811	\$3,725,811
		PI & COPI(s): Miller, Lee Title: <i>Contact Tracing</i>						
COLLEGE OF HUMANITIES & SOCIAL SCIENCES	World Languages and Cultures	National Security Agency	20	\$78,125	\$71,023	\$7,102	\$78,125	\$78,125
		PI & COPI(s): Zahrawi, Samar; French, Leif Title: <i>2020 Sam Houston State University STARTALK</i>						
COLLEGE OF OSTEOPATHIC MEDICINE	Clinical Affairs	University of Minnesota Press	21	\$31,733	\$26,000	\$0	\$26,000	\$26,000
		PI & COPI(s): Marek, Ryan Title: <i>Empirical Correlates and Clinical Utility of the MMPI-3 Among Bariatric Surgery Patients</i>						
COLLEGE OF SCIENCE & ENGINEERING TECHNOLOGY	Biological Sciences	The Powell Foundation	21	\$75,000	\$50,000	\$0	\$50,000	\$50,000
		PI & COPI(s): Balaraman, Rajesh; Ma, Junkun; Brooks, Benita; Cook, Jerry Title: <i>To Support STEAM Education for School Students in Walker County Texas</i>						
COLLEGE OF SCIENCE & ENGINEERING TECHNOLOGY	Biological Sciences	Entergy	21	\$14,871	\$1,825	\$675	\$2,500	\$2,500
		PI & COPI(s): Balaraman, Rajesh; Zelbst, Pamela Title: <i>A Week-long STEM Activity for school students of Walker County, Texas</i>						
COLLEGE OF SCIENCE & ENGINEERING TECHNOLOGY	Biological Sciences	Texas Society for Microscopy	21	\$1,500	\$1,500	\$0	\$1,500	\$1,500
		PI & COPI(s): Bechelli, Jeremy; Balaraman, Rajesh; Beane, Stephanie Title: <i>Student Award for Stephanie Beane</i>						
COLLEGE OF SCIENCE & ENGINEERING TECHNOLOGY	Biological Sciences	U.S. Department of Agriculture	20	\$92,120	\$80,104	\$12,016	\$92,120	\$92,120
		PI & COPI(s): Bechelli, Jeremy; Lynne, Aaron Title: <i>Continued screening of novel antibacterial producing soil isolates as bio-control agents against the rice pathogen Xanthomonas oryzae pv. oryzae and X. oryzae pv. oryzicola</i>						
COLLEGE OF SCIENCE & ENGINEERING TECHNOLOGY	Biological Sciences	Sigma Xi	21	\$1,000	\$1,000	\$0	\$1,000	\$1,000
		PI & COPI(s): Bechelli, Jeremy; Owen, Sarah (student) Title: <i>Colorado Tick Fever versus Mediated Apoptosis in Human Endothelial Cells</i>						
COLLEGE OF SCIENCE & ENGINEERING TECHNOLOGY	Biological Sciences	American Society for Microbiology	20	\$4,000	\$4,000	\$0	\$4,000	\$4,000
		PI & COPI(s): Bechelli, Jeremy Title: <i>ASM Student Award Sarah Owen</i>						
COLLEGE OF SCIENCE & ENGINEERING TECHNOLOGY	Biological Sciences	The Texas Academy of Science	21	\$2,000	\$2,000	\$0	\$2,000	\$2,000
		PI & COPI(s): Bechelli, Jeremy Title: <i>The Evaluation of COX-2 in Vascular Dysfunction Associated with Colorado Tick Fever Virus</i>						
COLLEGE OF SCIENCE & ENGINEERING TECHNOLOGY	Biological Sciences	National Science Foundation	21	\$402,562	\$130,409	\$3,851	\$134,260	\$134,260
		PI & COPI(s): Choudhary, Madhusudan; Cho, Hyuk Title: <i>REU Site: Research Experience for Undergraduates in Genome Science and Computational Biology</i>						

COLLEGE OF SCIENCE & ENGINEERING TECHNOLOGY	Biological Sciences	Texas Department of Agriculture	20	\$30,000	\$27,273	\$2,727	\$30,000	\$30,000
		PI & COPI(s): Cook, Jerry						
		Title: <i>Imported Fire Ant Survey FY 21</i>						
COLLEGE OF SCIENCE & ENGINEERING TECHNOLOGY	Biological Sciences	Joint Admission Medical Program (JAMP)	21	\$13,748	\$13,748	\$0	\$13,748	\$13,748
		PI & COPI(s): Gaillard, Anne						
		Title: <i>JAMP 2021</i>						
COLLEGE OF SCIENCE & ENGINEERING TECHNOLOGY	Biological Sciences	U.S. Department of Agriculture	21	\$112,895	\$92,952	\$13,943	\$106,895	\$106,895
		PI & COPI(s): Randle, Christopher						
		Title: <i>Predictive Modeling of Crop Pests and Pathogens Expanded: Niche and Climex Models</i>						
COLLEGE OF SCIENCE & ENGINEERING TECHNOLOGY	Biological Sciences	National Science Foundation	21	\$22,065	\$16,106	\$5,959	\$22,065	\$22,065
		PI & COPI(s): Ulseth, Amber						
		Title: <i>Collaborative Research: RAPID: Quantifying the response of stream ecosystems to a punctuated cold-stress disturbance across a semi-arid to sub-humid gradient</i>						
COLLEGE OF SCIENCE & ENGINEERING TECHNOLOGY	Chemistry	The Welch Foundation	21	\$200,000	\$200,000	\$0	\$200,000	\$200,000
		PI & COPI(s): Haines, Donovan						
		Title: <i>Welch Foundation Departmental Grant</i>						
COLLEGE OF SCIENCE & ENGINEERING TECHNOLOGY	Chemistry	The Camille and Henry Dreyfus Foundation, Inc.	20	\$75,000	\$75,000	\$0	\$75,000	\$75,000
		PI & COPI(s): Hobbs, Christopher						
		Title: <i>Recycling Polymer-Supported Catalysts from Monomer to Polymer and Back to Monomer</i>						
COLLEGE OF SCIENCE & ENGINEERING TECHNOLOGY	Chemistry	USA Med Research ACQ Activity	21	\$142,819	\$30,044	\$11,116	\$41,160	\$41,160
		PI & COPI(s): Petrikovics, Ilona; Thompson, David						
		Title: <i>Pharmacokinetics, Biotransformation and Organ Distribution Studies (in vitro, ex vivo and in vivo models) with the Newest Formulated Dimethyl trisulfide (DMTS) in Rat Model</i>						
COLLEGE OF SCIENCE & ENGINEERING TECHNOLOGY	Computer Science	Trustees of Indiana University	20	\$60,349	\$44,050	\$16,299	\$60,349	\$60,349
		PI & COPI(s): Liu, Qingzhong						
		Title: <i>Analyzing nonsyndromic orofacial clefts GWAS data with case-parent trio design</i>						
COLLEGE OF SCIENCE & ENGINEERING TECHNOLOGY	Engineering Technology	U.S. Department of Agriculture	20	\$139,000	\$118,123	\$20,877	\$139,000	\$139,000
		PI & COPI(s): Ma, Junkun; Yildiz, Faruk; Pecun, Recayi; Pannkuk, Timothy; Smith-Herron, Autumn						
		Title: <i>Enhancement of a Handheld Infrared Thermography-Minirhizotron Device for Nondestructive Rapid Detection of Cyst Nematodes (Goal 4))</i>						
COLLEGE OF SCIENCE & ENGINEERING TECHNOLOGY	Engineering Technology	City of Huntsville	21	\$3,000	\$3,000	\$0	\$3,000	\$3,000
		PI & COPI(s): Safa, Mahdi; Ma, Junkun; Zelbst, Pamela						
		Title: <i>Reconstruction of the Historical House Columns</i>						
COLLEGE OF SCIENCE & ENGINEERING TECHNOLOGY	Engineering Technology	U.S. Department of Agriculture	20	\$96,877	\$84,241	\$12,636	\$96,877	\$96,877
		PI & COPI(s): Safa, Mahdi; Ullrich, Doug; Smith-Herron, Autumn						
		Title: <i>New multisensory data fusion model for improving domestic pest inspection in the maritime and port industry</i>						

COLLEGE OF SCIENCE & ENGINEERING TECHNOLOGY	Engineering Technology	American General Contractors Education and Research Foundation	21	\$15,113	\$15,113	\$0	\$15,113	\$7,556	\$22,669
		PI & COPI(s): Suh, Min Title: <i>Robert L. Bowen Industry Residency Program</i>							
COLLEGE OF SCIENCE & ENGINEERING TECHNOLOGY	Environmental and Geosciences	National Science Foundation	21	\$345,773	\$272,849	\$72,924	\$345,773		\$345,773
		PI & COPI(s): Moss, David; Guida, Ross GP-IN: <i>Geoscience Exposure and Training in Texas (GET Texas): High School through Undergrad</i> Title:							
COLLEGE OF SCIENCE & ENGINEERING TECHNOLOGY	Physics and Astronomy	The Alfred P. Sloan Foundation	21	\$40,804	\$40,804	\$0	\$40,804	\$5,000	\$45,804
		PI & COPI(s): James, Renee Title: <i>Things that Go Bump in the Universe</i>							
COLLEGE OF SCIENCE & ENGINEERING TECHNOLOGY	Physics and Astronomy	National Science Foundation	21	\$60,855	\$32,847	\$12,153	\$45,000		\$45,000
		PI & COPI(s): Shepherd, William Title: <i>Model Independent Interpretation of Precision Measurement and Data Utility Preservation with SMEFT</i>							
COLLEGE OF SCIENCE & ENGINEERING TECHNOLOGY	School of Agricultural Sciences	U.S. Department of Agriculture	21	\$99,980	\$78,245	\$11,737	\$89,982		\$89,982
		PI & COPI(s): Ford, Richard; Ullrich, Doug; Basith, Iftekhar; Morgan-Olvera, Ashley Title: <i>Statewide Agricultural Biosecurity Curriculum Development and Implementation for Texas High Schools</i>							
COLLEGE OF SCIENCE & ENGINEERING TECHNOLOGY	School of Agricultural Sciences	Texas A&M Agrilife Extension (USDA)	19	\$29,760	\$21,963	\$7,797	\$29,760		\$29,760
		PI & COPI(s): Sivankutty Nair, Shyam Title: <i>Research Outreach to Support Transitioning to Organic Cotton Production in Central and Gulf Coast Texas</i>							
COLLEGE OF SCIENCE & ENGINEERING TECHNOLOGY	School of Agricultural Sciences	Texas Department of Agriculture	21	\$49,550	\$45,045	\$4,505	\$49,550		\$49,550
		PI & COPI(s): Ullrich, Doug Title: <i>Meet the Farmer Photo Essay</i>							
OTHER DIVISIONS	Enrollment Management	U.T. Austin: The Dana Center	21	\$1,000	\$730	\$270	\$1,000		\$1,000
		PI & COPI(s): Jordan, John; Theodori, Ann Title: <i>Texas Transfer Alliance(TTA):Improving Transfer and Applicability in Texas mathematics supported by the Greater Texas Foundation</i>							
OTHER DIVISIONS	Enrollment Management	Texas Higher Education Coordinating Board	21	\$300,000	\$300,000	\$0	\$300,000		\$300,000
		PI & COPI(s): Mulligan, Leah; Holloway, Megan Title: <i>Texas Reskilling Support Fund Grant Program</i>							
OTHER DIVISIONS	Finance and Operations	Department of Education		\$1,207,315	\$1,207,315	\$0	\$1,207,315		\$1,207,315
		PI & COPI(s): Hernandez, J. Carlos Title: <i>Cares Act: Higher Education Emergency Relief Fund SIP Funding</i>							
OTHER DIVISIONS	Finance and Operations	Department of Education		\$50,110,548	\$50,110,548	\$0	\$50,110,548		\$50,110,548
		PI & COPI(s): Hernandez, J. Carlos Title: <i>Cares Act: Higher Education Emergency Relief Fund Financial Aid</i>							
OTHER DIVISIONS	Finance and Operations	Department of Education		\$8,732,102	\$8,732,102	\$0	\$8,732,102		\$8,732,102
		PI & COPI(s): Hernandez, J. Carlos Title: <i>Cares Act: Higher Education Emergency Relief Fund Financial Aid</i>							

OTHER DIVISIONS	Finance and Operations	Department of Education		\$19,998,079	\$19,998,079	\$0	\$19,998,079	\$19,998,079
		PI & COPI(s): Hernandez, J. Carlos						
		Title: <i>Cares Act: Higher Education Emergency Relief Fund Institutional Portion</i>						
OTHER DIVISIONS	Finance and Operations	Department of Education		\$2,190,659	\$2,190,659	\$0	\$2,190,659	\$2,190,659
		PI & COPI(s): Hernandez, J. Carlos						
		Title: <i>Cares Act: Higher Education Emergency Relief Fund SIP</i>						
OTHER DIVISIONS	Financial Aid	Office of the Texas Governor	21	\$3,064,688	\$3,064,688	\$0	\$3,064,688	\$3,064,688
		PI & COPI(s): Price, Lacey						
		Title: <i>Governor's Emergency Education Relief Fund</i>						

Table II-4. Number of faculty receiving grants and number of grant (top), indirect funds awarded (middle), and direct funds awarded (bottom) in FY21 by college and academic rank/position of the PI.

<b>GRANTS AWARDED</b>										
<i>COLLEGE/DIVISION</i>	<i>Assistant</i>		<i>Associate</i>		<i>Full</i>		<i>Clinical</i>		<i>Staff/Administration</i>	
	<i>Faculty</i>	<i>Awards</i>	<i>Faculty</i>	<i>Awards</i>	<i>Faculty</i>	<i>Awards</i>	<i>Faculty</i>	<i>Awards</i>	<i>Faculty</i>	<i>Awards</i>
ACADEMIC AFFAIRS	1	1							5	8
COLLEGE OF ARTS & MEDIA										
COLLEGE OF BUSINESS ADMINISTRATION									1	1
COLLEGE OF CRIMINAL JUSTICE	3	4	1	1	4	4			5	14
COLLEGE OF EDUCATION	1	1	3	3	1	1			3	5
COLLEGE OF HEALTH SCIENCES			2	2						
COLLEGE OF HUMANITIES & SOCIAL SCIENCES	4	4	1	1	4	4				
COLLEGE OF OSTEOPATHIC MEDICINE			1	1						
COLLEGE OF SCIENCE & ENGINEERING TECHNOLOGY	8	13	2	2	8	8			2	3
OTHER DIVISIONS									4	8
<b>UNIVERSITY TOTAL</b>	<b>17</b>	<b>23</b>	<b>10</b>	<b>10</b>	<b>17</b>	<b>17</b>	<b>0</b>	<b>0</b>	<b>20</b>	<b>39</b>
<b>INDIRECT FUNDS AWARDED</b>										
<i>COLLEGE/DIVISION</i>	<i>Assistant</i>		<i>Associate</i>		<i>Full</i>		<i>Clinical</i>		<i>Staff/Administration</i>	
ACADEMIC AFFAIRS		\$0								\$64,519
COLLEGE OF ARTS & MEDIA										
COLLEGE OF BUSINESS ADMINISTRATION										\$0
COLLEGE OF CRIMINAL JUSTICE		\$2,273		\$14,151		\$538,686				\$563,631
COLLEGE OF EDUCATION		\$0		\$183,214		\$0				\$201,138
COLLEGE OF HEALTH SCIENCES				\$363						
COLLEGE OF HUMANITIES & SOCIAL SCIENCES		\$0		\$7,102		\$740,909				
COLLEGE OF OSTEOPATHIC MEDICINE				\$0						
COLLEGE OF SCIENCE & ENGINEERING TECHNOLOGY		\$127,425		\$24,096		\$57,019				\$675
OTHER DIVISIONS										\$270
<b>UNIVERSITY TOTAL</b>		<b>\$129,698</b>		<b>\$228,926</b>		<b>\$1,336,614</b>		<b>\$0</b>		<b>\$830,233</b>
<b>DIRECT FUNDS AWARDED</b>										
<i>COLLEGE/DIVISION</i>	<i>Assistant</i>		<i>Associate</i>		<i>Full</i>		<i>Clinical</i>		<i>Staff/Administration</i>	
ACADEMIC AFFAIRS										\$453,155
COLLEGE OF ARTS & MEDIA		\$30,000								
COLLEGE OF BUSINESS ADMINISTRATION										\$130,000
COLLEGE OF CRIMINAL JUSTICE		\$35,227		\$38,243		\$1,544,071				\$3,865,264
COLLEGE OF EDUCATION		\$25,195		\$1,688,155		\$320,700				\$2,585,375
COLLEGE OF HEALTH SCIENCES				\$38,492						
COLLEGE OF HUMANITIES & SOCIAL SCIENCES		\$66,832		\$71,023		\$3,127,110				
COLLEGE OF OSTEOPATHIC MEDICINE				\$26,000						
COLLEGE OF SCIENCE & ENGINEERING TECHNOLOGY		\$666,004		\$66,013		\$684,650				\$65,573
OTHER DIVISIONS										\$85,604,121
<b>UNIVERSITY TOTAL</b>		<b>\$823,258</b>		<b>\$1,927,926</b>		<b>\$5,676,531</b>		<b>\$0</b>		<b>\$92,703,488</b>



Table II-5. Sponsors by category that provided external funding in FY21.

<b><i>Federal and Federal Pass-Through</i></b>	<b><i>Non-Profit Foundations and Associations</i></b>
Department of Education	Alfred P. Sloan Foundation
National Institute of Justice	American Association of State Colleges and Universities
National Science Foundation	American General Contractors Foundation
National Security Agency	American Society for Microbiology
Office of National Drug Control Policy	American Society of Trace Evidence Examiners
U.S. Department of Agriculture	Arnold Foundation
U.S. Department of State	Center for Research in Forensic Science
US Army	Children's Advocacy Centers of Texas
	Costa Rican Embassy
	Ed Rachal Foundation
	Greater Texas Foundation
	Jerry Lewis Mental Health Research Foundation
	Joint Admission Medical Program
	Light and Salt Association
	MD Anderson Cancer Center
	Partnership to End Addiction
	Raise Your Hand Texas
	Sigma Xi
	Texas Society for Microscopy
	The Camille and Henry Dreyfus Foundation
	The Forensic Science Foundation
	The Powell Foundation
	The Texas Academy of Science
	Welch Foundation
<b><i>State and Local Governments of Texas</i></b>	<b><i>Private Industry</i></b>
Aldine ISD	Forward Edge, Al.
City of Huntsville	Walmart
Office of the Texas Governor	Entergy
Texas Department of Agriculture	
Texas Department of Public Safety	
Texas Department of State Health Services	
Texas Department of Transportation	
Texas Education Agency	
Texas Higher Education Coordinating Board	
Texas Parks and Wildlife	
Texas State Library and Archives Commission	
<b><i>University Partnerships - SHSU as Subrecipient</i></b>	
University of Houston	
Tarleton State University	
Southern Methodist University	
Eastern Kentucky University	
University of Minnesota	
Indiana University	
University of Texas	

Table II-6. Amount of direct, indirect and total funding by external sponsor category in FY21.

<b>Sponsor Category</b>	<b>Direct</b>	<b>Indirect</b>	<b>Total</b>
Federal	\$6,011,707	\$757,638	\$6,769,345
Federal Pass-Through	\$60,206	\$21,948	\$82,154
Federal - CARES	\$82,238,703	\$0	\$82,238,703
State & Local Governments	\$10,895,126	\$1,613,901	\$12,509,026
Non-Profit Foundations & Associations	\$1,630,882	\$112,348	\$1,743,230
Universities	\$275,475	\$16,569	\$292,044
Private Industry	\$19,106	\$3,067	\$22,173

### **SECTION III – GRANTS EXPENDITURES IN FY21**

Since most grants are executed over multiple years (~2.5 years), the submission and awards data presented in the previous sections provide only a snapshot of year-to-date activity and sets the potential for future dollars charged to sponsors to complete the proposed projects. Evaluating grant expenditures within and across fiscal years provides a view of the grant activity, and provides a complete account of external funding for scholarly accomplishments at SHSU.

In FY21, there were 216 active grants at SHSU (Tables III-1 & III-2). The College of Science and Engineering Technology had the greatest number of active grants (67) followed by the College of Criminal Justice representing 53 active grants. In FY21, 92 PI's oversaw these 216 active grants, thus, on average, PIs oversaw 2.3 active grants per individual. The College of Science and Engineering Technology and the College of Criminal Justice had the greatest number of PIs overseeing active grants in FY21 (32 and 18 PIs, respectively). The total dollars expended on active grants in FY21 was \$38,288,092. CARES Act funding for COVID-19 relief accounts for 54% (\$20.7M) of expenditures. With CARES funding removed, The College of Education and the College of Criminal Justice accounted for approximately 52% of all expenditures (~\$5.6M and ~\$3.6M, respectively) (Figure III-1).

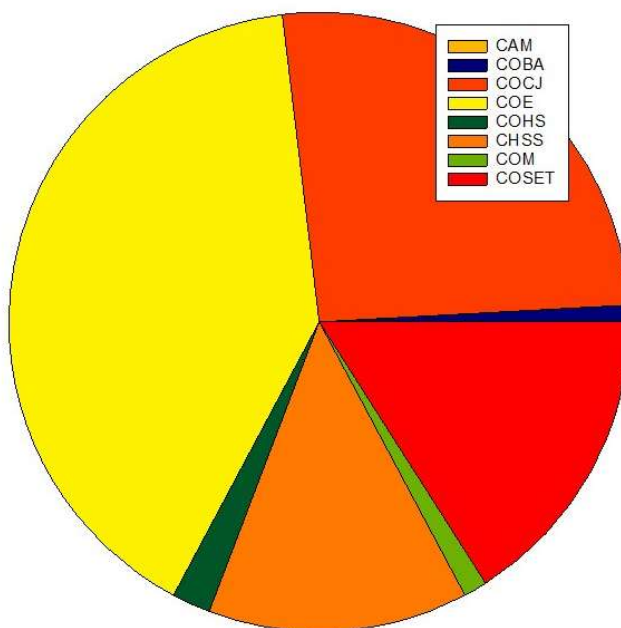


Figure III-1. Grant expenditures by college in FY21

In FY21, 36 individual units/departments had active grants and charged expenditures to external sponsors. These included academic departments across seven colleges, and Academic Affairs, Enrollment Management, Finance and Operations, and Sam Houston Memorial Museum (Table III-2).

Staff and/or Administrators had the greatest number of active grants and accounted for the greatest grant expenditures, largely as a result of funding to the Division of Enrollment Management, as well as large programmatic grants to the administration staff in colleges of Criminal Justice and Education. Among tenure track faculty, Full Professors had the greatest number of active PIs (12% of all Full Professors) and active grants. Associate Professors and Assistant Professors (9% and 9% of all Associate and Assistant Professors, respectively) had similar numbers of active PIs and active grants. The Associate Professors represented the second greatest amount to external sponsors followed by Assistant Professors (Table III-3).

*Expenditures by Sponsor & Program Code* – In FY21, grant expenditures were charged to federal agencies (including pass-through), state and local governments, non-profit foundations and associations, private businesses, and other source. Expenditures charged to federal sponsors (including pass-through) totaled \$27,781,539. This included ~\$20.7M in CARES Act funding for COVID-19 relief. With the CARES funding removed, federal sponsors were charged \$7.1M, about 40.5% of all grant expenditures. The expenditures charged to state and local governments totaled \$8,698,898 (50% of all grant expenditures). Expenditures to non-profits, private businesses, and other sources totaled \$900,966 (5%), \$553,331 (3%), and \$266,707 (1.5%), respectively (Table III-4; Figure III-2).

In FY21, \$13.6M in grant expenditures were spent on research. About \$23.7M in expenditures were spent on student services and institutional support, but these were largely due to CARES Act funding. Expenditures on academic support, maintenance and operations, and scholarships were minimal. With CARES funding removed, 96% of all grant expenditures were for research (77%) and student services (19%). State and local government accounted for 50% (\$904,522) of all IDC expenditures in FY21 (Table III-5; Figure III-2).

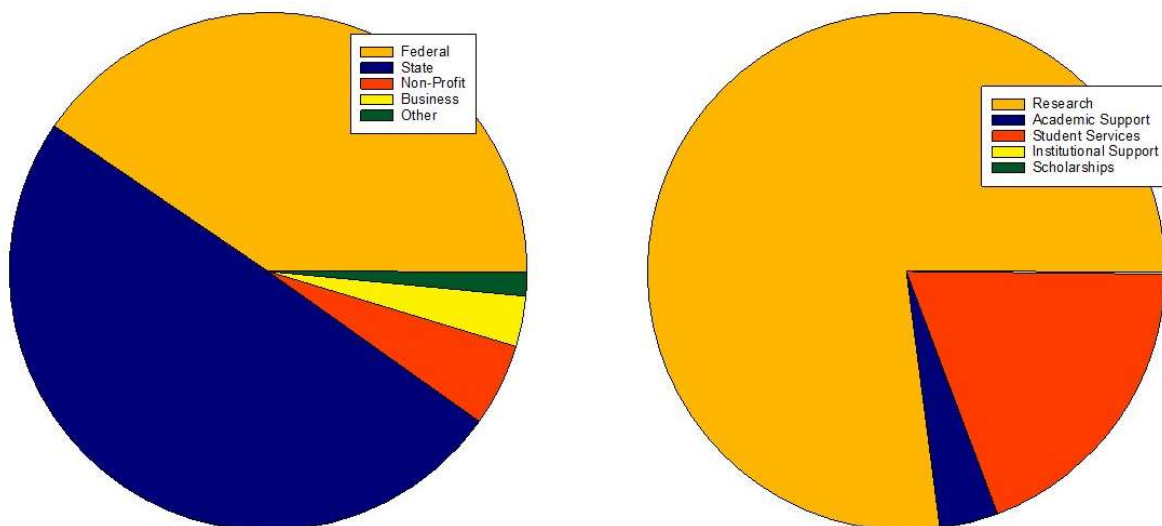


Figure III-2. Grant expenditures by sponsor type and program code for FY21.

*Expenditures by Account Type* – In FY21, grant expenditures were charged across several accounting categories including wages, travel, consumables, consulting services, stipends and scholarships, subawards, and indirect charges (Table III-6 & Table III-7). With CARES Act funding removed, expenditures for faculty and staff compensation and benefits totaled \$10.7M (61% of all expenditures). Faculty and staff travel accounted for \$72K (0.4%) of expenditures. About \$578K (3%) of grant expenditures were spent on student wages. Six percent of expenditures (\$1M) was spent on consumables, and 0.7% of expenditures (\$122K) were spent on external and internal services. Scholarships accounted for 18% of expenditures (\$3.2M). Indirect charges for facilities and administrative costs accounted for ~10% (\$1.8M) of grant expenditures. The colleges of Criminal Justice, Science and Engineering Technology and Education were the greatest contributors to the IDC/F&A expenditures (Figure III-3).

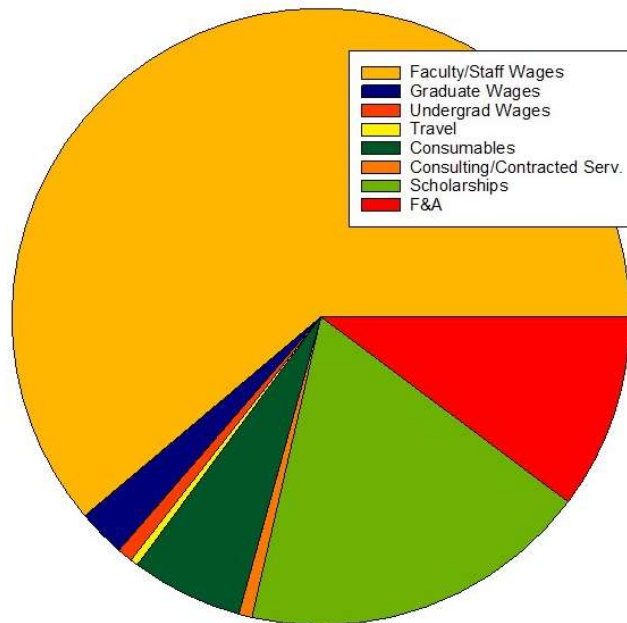


Figure III-3. Grant expenditures by account type in FY21.

Table III-1. Number of PIs with active grants, number of active grants, and grant expenditures by college for FY21.

COLLEGE/DIVISION	NUMBER OF ACTIVE GRANTS	NUMBER OF PIs WITH ACTIVE GRANTS	GRANT EXPENDITURES
ACADEMIC AFFAIRS	16	7	\$245,958
COLLEGE OF ARTS & MEDIA	0	0	\$0
COLLEGE OF BUSINESS ADMINISTRATION	3	1	\$148,064
COLLEGE OF CRIMINAL JUSTICE	53	18	\$3,602,476
COLLEGE OF EDUCATION	27	13	\$5,576,940
COLLEGE OF HEALTH SCIENCES	7	4	\$277,745
COLLEGE OF HUMANITIES & SOCIAL SCIENCES	17	8	\$1,876,992
COLLEGE OF OSTEOPATHIC MEDICINE	3	2	\$169,429
COLLEGE OF SCIENCE & ENGINEERING TECHNOLOGY	67	32	\$2,213,402
OTHER DIVISIONS	23	7	\$24,117,088
<b>UNIVERSITY TOTAL</b>	<b>216</b>	<b>92</b>	<b>\$38,228,092</b>

Table III-2. Number of PIs with active grants, number of active grants, and grant expenditures by department for FY21.

	NUMBER OF PIs WITH ACTIVE GRANTS	NUMBER OF ACTIVE GRANTS	GRANT EXPENDITURES
<b>ACADEMIC AFFAIRS</b>			
Academic Success Center	1	3	\$105,788
Army Reserve Officers Training Corp			
Center for Community Engagement			
Department of Military Sciences	1	1	\$30,000
Faculty Development & Success			
Financial Aid			
Graduate Studies			
Newton Gresham Library			
Online Operations			
ORSP/Research Centers	5	12	\$110,169
<b>Division Total</b>	<b>7</b>	<b>16</b>	<b>\$245,958</b>
<b>COLLEGE OF ARTS &amp; MEDIA</b>			
Administration			
Art			
Dance			
Mass Communication			
School of Music			
Theater & Musical Theatre			
<b>College Total</b>	<b>0</b>	<b>0</b>	<b>\$0</b>
<b>COLLEGE OF BUSINESS ADMINISTRATION</b>			
Administration			
Accounting			
Center for Innovation & Technology			
Economics & International Business			
General Business & Finance			
Management, Marketing, & Information Systems			
Small Business Development Center	1	3	\$148,064
<b>College Total</b>	<b>1</b>	<b>3</b>	<b>\$148,064</b>
<b>COLLEGE OF CRIMINAL JUSTICE</b>			
Administration	1	8	\$603,894
Correctional Management Institute of Texas	3	14	\$243,232
Crime Victims Institute	1	1	\$189,017
Criminal Justice and Criminology	5	7	\$634,890
Forensic Science	6	11	\$1,016,432
Impaired Driving Initiatives	1	10	\$587,342
Law Enforcement Management Institute of Texas	1	2	\$327,668
Security Studies			
Victim Studies			
<b>College Total</b>	<b>18</b>	<b>53</b>	<b>\$3,602,476</b>
<b>COLLEGE OF EDUCATION</b>			
Administration	2	6	\$3,454,280
Center for Assessment, Research & Educational Safety	1	2	\$222,941
Charter School	1	6	\$64,021
Counselor Education	1	1	\$0
Educational Leadership	2	2	\$21,139
Garrett Center	1	2	\$1,262,892
Library Science & Technology			
School of Teaching & Learning	4	5	\$125,977

TRIO SSS	1	3	\$425,692
<b>College Total</b>	<b>13</b>	<b>27</b>	<b>\$5,576,940</b>
<b>COLLEGE OF HEALTH SCIENCES</b>			
Administration			
Family & Consumer Science			
Kinesiology			
Population Health	1	2	\$1,387
School of Nursing	3	5	\$276,358
<b>College Total</b>	<b>4</b>	<b>7</b>	<b>\$277,745</b>
<b>COLLEGE OF HUMANITIES &amp; SOCIAL SCIENCES</b>			
Administration			
Center for Rural Studies			
Communication Studies			
English	1	2	\$251,500
History			
Political Science			
Psychology & Philosophy	3	7	\$144,659
Sociology	3	7	\$1,433,202
World Languages & Cultures	1	1	\$47,631
<b>College Total</b>	<b>8</b>	<b>17</b>	<b>\$1,876,992</b>
<b>COLLEGE OF OSTEOPATHIC MEDICINE</b>			
Administration			
Clinical Anatomy			
Clinical Education			
Clinical Skills			
Graduate Medical Education			
Molecular & Cellular Biology	2	3	\$169,429
Osteopathic Principles & Practice			
Physiology & Pharmacology			
Primary Care			
<b>College Total</b>	<b>2</b>	<b>3</b>	<b>\$169,429</b>
<b>COLLEGE OF SCIENCE &amp; ENGINEERING TECHNOLOGY</b>			
Administration			
School of Agricultural Sciences	6	13	\$298,054
Biological Sciences	12	30	\$697,336
Chemistry	4	9	\$242,105
Computer Science			
Engineering Technology	3	3	\$164,666
Environmental & Geosciences	1	2	\$85,075
Mathematics & Statistics	3	7	\$564,744
Physics & Astronomy	3	3	\$161,421
<b>College Total</b>	<b>32</b>	<b>67</b>	<b>\$2,213,402</b>
<b>OTHER DIVISIONS</b>			
Enrollment Management	3	6	\$3,343,897
Finance and Operations	3	16	\$20,772,465
Student Services			
Sam Houston Memorial Museum	1	1	\$726
<b>Other Divisions Total</b>	<b>7</b>	<b>23</b>	<b>\$24,117,088</b>
<b>UNIVERSITY TOTAL</b>	<b>92</b>	<b>216</b>	<b>\$38,228,092</b>



Table III-3. Number of faculty with active grants, number of active grants, and grant expenditures in FY21 within each college by academic rank and/or university position of the PI.

COLLEGE/DIVISION	ASSISTANT PROFESSOR			ASSOCIATE PROFESSOR			FULL PROFESSOR			CLINICAL PROFESSOR			STAFF / ADMINISTRATION		
	Faculty	Grants	Expenditures	Faculty	Grants	Expenditures	Faculty	Grants	Expenditures	Faculty	Grants	Expenditures	Faculty	Grants	Expenditures
ACADEMIC AFFAIRS	1	1	\$30,000										6	15	\$215,958
COLLEGE OF ARTS & MEDIA															
COLLEGE OF BUSINESS ADMINISTRATION													1	3	\$148,064
COLLEGE OF CRIMINAL JUSTICE	2	4	\$191,537	4	5	\$251,123	7	11	\$1,418,878				5	33	\$1,740,937
COLLEGE OF EDUCATION	2	2	\$14,529	5	8	\$1,614,419	2	2	\$4,000				4	15	\$3,943,992
COLLEGE OF HEALTH SCIENCES				2	5	\$48,750	1	1	\$0				1	1	\$228,995
COLLEGE OF HUMANITIES & SOCIAL SCIENCES	2	3	\$95,688	1	1	\$47,631	4	11	\$1,482,172				1	2	\$251,500
COLLEGE OF OSTEOPATHIC MEDICINE	1	1	\$124,846				1	2	\$44,583						
COLLEGE OF SCIENCE & ENGINEERING TECHNOLOGY	9	24	\$506,921	4	12	\$362,208	15	23	\$796,392				4	8	\$547,881
OTHER DIVISIONS							1	1	\$703				6	22	\$24,116,385
<b>UNIVERSITY TOTAL</b>	<b>17</b>	<b>35</b>	<b>\$963,522</b>	<b>16</b>	<b>31</b>	<b>\$2,324,130</b>	<b>31</b>	<b>51</b>	<b>\$3,746,728</b>	<b>0</b>	<b>0</b>	<b>\$0</b>	<b>28</b>	<b>99</b>	<b>\$31,193,712</b>

Table III-4. Grant expenditures in FY21 for each college by funding source.

<b>COLLEGE/DIVISION</b>	<b>Federal (including Pass-Through)</b>	<b>State &amp; Local Governments</b>	<b>Non-Profit Foundations / Associations</b>	<b>Other</b>	<b>Private Business</b>
ACADEMIC AFFAIRS	\$73,283	\$28,632	\$135,788	\$8,255	
COLLEGE OF ARTS & MEDIA					
COLLEGE OF BUSINESS ADMINISTRATION		\$148,064			
COLLEGE OF CRIMINAL JUSTICE	\$786,176	\$2,011,263	\$214,283	\$76,286	\$514,468
COLLEGE OF EDUCATION	\$3,778,300	\$1,496,419	\$225,551	\$76,670	
COLLEGE OF HEALTH SCIENCES	\$0	\$276,358	\$0		\$1,387
COLLEGE OF HUMANITIES & SOCIAL SCIENCES	\$356,103	\$1,462,847	\$50,813	\$7,228	
COLLEGE OF OSTEOPATHIC MEDICINE	\$124,846			\$44,583	
COLLEGE OF SCIENCE & ENGINEERING TECHNOLOGY	\$1,747,930	\$130,322	\$273,804	\$23,870	\$37,475
OTHER DIVISIONS	\$20,914,902	\$3,171,643	\$726	\$29,816	
<b>UNIVERSITY TOTAL</b>	<b>\$27,781,539</b>	<b>\$8,725,549</b>	<b>\$900,966</b>	<b>\$266,707</b>	<b>\$553,331</b>

Table III-5. Grant expenditures in FY21 by each funding source and program.

	RESEARCH	ACADEMIC SUPPORT	STUDENT SERVICES	INSTITUTIONAL SUPPORT	MAINTENANCE AND OPERATIONS	SCHOLARSHIPS
Federal (including Pass-Through)	\$6,654,548	\$557,793	\$13,047,538	\$7,492,090	\$29,570	
State & Local Governments	\$5,447,804	\$160,056	\$3,117,688			
Non-Profit Foundations / Associations	\$750,457	\$149,783				\$726
Other	\$228,636	\$8,255	\$703	\$29,114		
Private Business	\$553,331					
<b>TOTALS</b>	<b>\$13,634,777</b>	<b>\$875,887</b>	<b>\$16,165,928</b>	<b>\$7,521,204</b>	<b>\$29,570</b>	<b>\$726</b>

Table III-6. Grant expenditures for each college in FY21 by account code.

	WAGES & FRINGE			TRAVEL	CONSUMABLES	CONSULTING & CONTRACTED		STIPENDS & SCHOLARSHIPS		SUBAWARDS	FACILITIES & ADMINISTRATIVE COSTS
	FACULTY & STAFF	GRADUATE STUDENTS	HOURLY STUDENTS			EXTERNAL	INTERNAL	PARTICIPANTS	STUDENTS		
ACADEMIC AFFAIRS	\$127,110		\$45,218	\$6,797					\$44,275		\$22,557
COLLEGE OF ARTS & MEDIA											
COLLEGE OF BUSINESS ADMINISTRATION	\$148,064										
COLLEGE OF CRIMINAL JUSTICE	\$1,539,397	\$414,697		\$64,891	\$882,096	\$8,715					\$692,680
COLLEGE OF EDUCATION	\$5,109,609				\$10,844	\$96,633	\$11,845		\$4,000		\$344,010
COLLEGE OF HEALTH SCIENCES	\$276,358		\$1,387								
COLLEGE OF HUMANITIES & SOCIAL SCIENCES	\$1,525,316	\$7,228	\$1,042		\$38,273				\$2,947		\$302,186
COLLEGE OF OSTEOPATHIC MEDICINE	\$124,147										\$45,281
COLLEGE OF SCIENCE & ENGINEERING TECHNOLOGY	\$1,618,691	\$15,468	\$92,724		\$92,407	\$3,780			\$17,216		\$373,115
OTHER DIVISIONS	\$591,657			\$513	\$7,437,775	\$103,596		\$29,114	\$15,939,720		\$14,713
<b>UNIVERSITY TOTAL</b>	<b>\$11,060,349</b>	<b>\$437,392</b>	<b>\$140,372</b>	<b>\$72,201</b>	<b>\$8,461,395</b>	<b>\$212,724</b>	<b>\$11,845</b>	<b>\$29,114</b>	<b>\$16,008,158</b>		<b>\$1,794,543</b>

Table III-7. Grant expenditures for each department in FY21 by account code.

	WAGES & FRINGE			TRAVEL	CONSUMABLES	CONSULTING & CONTRACTED SERVICES		STIPENDS & SCHOLARSHIPS		SUBAWARDS	FACILITIES & ADMINISTRATIVE COSTS
	FACULTY & STAFF	GRADUATE STUDENTS	HOURLY STUDENTS			EXTERNAL	INTERNAL	PARTICIPANTS	STUDENTS		
ACADEMIC AFFAIRS											
Academic Success Center	\$49,876		\$33,317						\$14,275		\$8,319
Army Reserve Officers Training Corp											
Center for Community Engagement											
Department of Military Sciences									\$30,000		
Faculty Development & Success											
Financial Aid											
Graduate Studies											
Newton Gresham Library											
Online Operations											
ORSP/Research Centers	\$77,234		\$11,901	\$6,797							\$14,238
Division Total	\$127,110		\$45,218	\$6,797					\$44,275		\$22,557
COLLEGE OF ARTS & MEDIA											
Administration											
Art											
Dance											
Mass Communication											
School of Music											
Theater & Musical Theatre											
College Total											
COLLEGE OF BUSINESS ADMINISTRATION											
Administration											
Accounting											
Center for Innovation & Technology											
Economics & International Business											
General Business & Finance											
Management, Marketing, & Information Systems											
Small Business Development Center	\$148,064										
College Total	\$148,064										
COLLEGE OF CRIMINAL JUSTICE											
Administration	\$462,543										\$141,352
Correctional Management Institute of Texas	\$76,160			\$64,891	\$30,346						\$71,836
Crime Victims Institute	\$181,559										\$7,457
Criminal Justice and Criminology	\$154,238	\$414,697									\$65,955
Foresnsic Science	\$84,868				\$679,017						\$252,548
Impaired Driving Initiatives	\$346,674				\$152,578	\$8,715					\$79,374
Law Enforcement Management Institute of Texas	\$233,355				\$20,155						\$74,158
Security Studies											
Victim Studies											
College Total	\$1,539,397	\$414,697		\$64,891	\$882,096	\$8,715					\$692,680
COLLEGE OF EDUCATION											
Administration	\$3,255,064					\$49,231					\$149,985
Center for Assessment, Research & Educational Safety	\$199,949										\$22,992
Charter School	\$7,352				\$7,137	\$47,402					\$2,130
Counselor Education	\$0										
Educational Leadership	\$9,294						\$11,845				
Garrett Center	\$1,128,075										\$134,817

Library Science & Technology											
School of Teaching & Learning	\$115,717			\$3,707				\$4,000			\$2,553
TRIO SSS	\$394,159										\$31,533
<b>College Total</b>	<b>\$5,109,609</b>			<b>\$10,844</b>	<b>\$96,633</b>	<b>\$11,845</b>		<b>\$4,000</b>			<b>\$344,010</b>
COLLEGE OF HEALTH SCIENCES											
Administration											
Family & Consumer Science											
Kinesiology											
Population Health			\$1,387								
School of Nursing	\$276,358										
<b>College Total</b>	<b>\$276,358</b>		<b>\$1,387</b>								
COLLEGE OF HUMANITIES & SOCIAL SCIENCES											
Administration											
Center for Rural Studies											
Communication Studies											
English	\$237,053										\$14,447
History											
Political Science											
Psychology & Philosophy	\$114,369	\$7,228	\$1,042					\$2,947			\$19,072
Sociology	\$1,130,592				\$38,273						\$264,336
World Languages & Cultures	\$43,301										\$4,330
<b>College Total</b>	<b>\$1,525,316</b>	<b>\$7,228</b>	<b>\$1,042</b>		<b>\$38,273</b>			<b>\$2,947</b>			<b>\$302,186</b>
COLLEGE OF OSTEOPATHIC MEDICINE											
Administration											
Clinical Anatomy											
Clinical Education											
Clinical Skills											
Graduate Medical Education											
Molecular & Cellular Biology	\$124,147										\$45,281
Osteopathic Principles & Practice											
Physiology & Pharmacology											
Primary Care											
<b>College Total</b>	<b>\$124,147</b>										<b>\$45,281</b>
COLLEGE OF SCIENCE & ENGINEERING TECHNOLOGY											
Administration											
School of Agricultural Sciences	\$207,371		\$38,157		\$4,049						\$48,477
Biological Science	\$512,102	\$15,468	\$54,567		\$11,802	\$3,780					\$99,617
Chemistry	\$111,437				\$73,556			\$17,216			\$39,896
Computer Science											
Engineering Technology	\$145,594										\$19,073
Environmental & Geosciences	\$68,438										\$16,637
Mathematics & Statistics	\$442,340				\$3,000						\$119,404
Physics & Astronomy	\$131,410										\$30,011
<b>College Total</b>	<b>\$1,618,691</b>	<b>\$15,468</b>	<b>\$92,724</b>		<b>\$92,407</b>	<b>\$3,780</b>		<b>\$17,216</b>			<b>\$373,115</b>
OTHER DIVISIONS											
Enrollment Management	\$212,371			\$513				\$3,117,688			\$13,325
Finance & Operations	\$379,286				\$7,437,775	\$102,870		\$29,114	\$12,822,032		\$1,389
Student Services											
Sam Houston Memorial Museum						\$726					
<b>Other Divisions Total</b>	<b>\$591,657</b>			<b>\$513</b>	<b>\$7,437,775</b>	<b>\$103,596</b>		<b>\$29,114</b>	<b>\$15,939,720</b>		<b>\$14,713</b>
<b>UNIVERSITY TOTAL</b>	<b>\$11,060,349</b>	<b>\$437,392</b>	<b>\$140,372</b>	<b>\$72,201</b>	<b>\$8,461,395</b>	<b>\$212,724</b>	<b>\$11,845</b>	<b>\$29,114</b>	<b>\$16,008,158</b>	<b>\$0</b>	<b>\$1,794,543</b>

## SECTION IV – TRENDS AND ANALYSES

**External Grant Submissions** – The number of proposals submitted for external grant funding has **increased by 31% from FY17 to FY21**, with an average increase of about 14 proposals per year over the 5-year period (Figure IV-1). However, this increase was mostly a function of FY20 and FY21, which were two record years for proposal submissions from SHSU faculty and staff. On average, 172 proposals were submitted for external funding across fiscal years, with a range of 133-219 proposals in FY18 and FY21, respectively (Table IV-1).

The total dollars requested per fiscal year increased 100% or an average of \$9.5M per year over the past five fiscal years. On average, SHSU faculty requested about \$57 million in external funds each fiscal year, which ranged from ~\$36-\$76 million in FY19 and FY21, respectively (Table IV-1). The relative activity across colleges in the number and dollar value of submitted grants was consistent for most colleges. However, the College of Education and College of Science and Engineering Technology had a consistent increase in proposals submitted and dollars requested over the past five fiscal years.

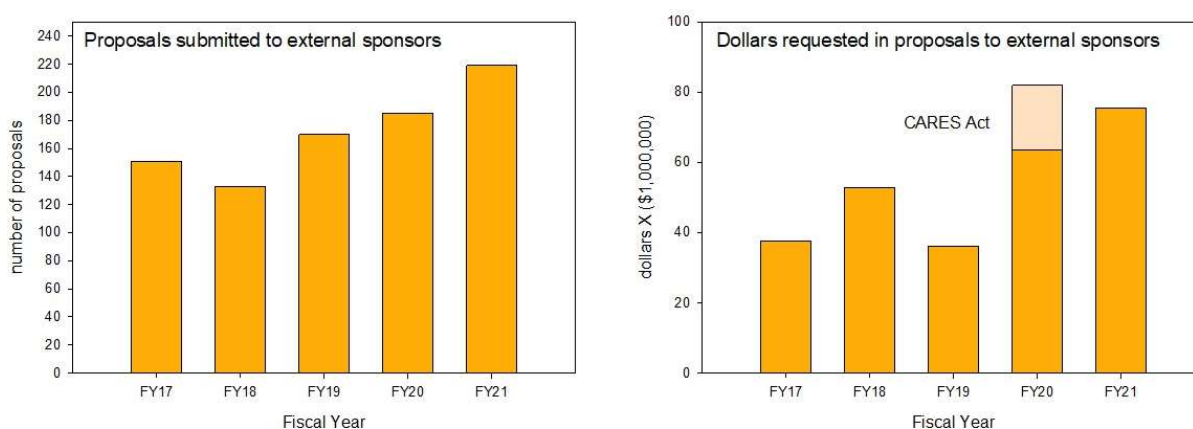


Figure IV-1. Proposals submitted and dollars requested in proposals to external sponsors over the past five fiscal years.

**External Grant Awards** – The number of proposals recommended for funding has increased at a rate of about eight proposals per year over the past five fiscal years (Figure IV-2). On average, 62 proposals were recommended for funding from FY17 to FY21, with a range of 48-89 proposals in FY17 and FY21, respectively (Table IV-1). The total funding awarded also increased across fiscal years. Funding related to CARES Act was removed from the below analyses to prevent disproportional effects of this one-time relief package. The average total funds awarded from FY17-FY21 was about \$11.6M with a range of \$6.3M in FY17 to \$21.4M in FY21. There was a sharp increase in awards in FY19 because of several large awards in the College of Education and College of Criminal Justice. The increased level was maintained in FY20 and FY21 (with CARES funding removed). Funding rates increased by about \$3.8M per year over the past five years. Finally, the relative funding activity across colleges was somewhat consistent across fiscal years. Generally, the College of Criminal Justice and the College of Science and Engineering Technology had the largest number of proposals awarded and received the

greatest amount of total funding. However, in FY19, the College of Education received a significant increase in funding that has been maintained (Table IV-1).

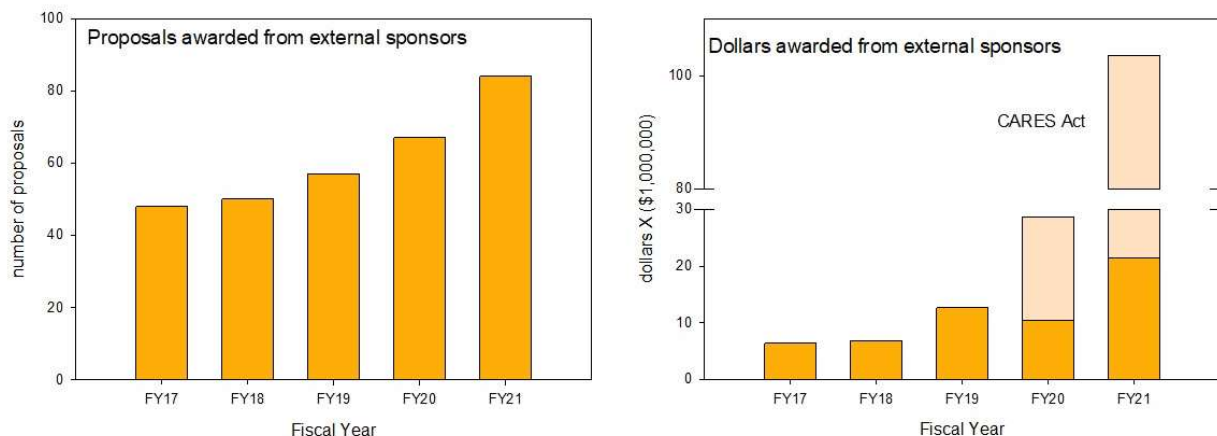


Figure IV-2. Grant proposals and dollars awarded from external sponsors over the past five fiscal years.

*External Grant Expenditures* – The number of active awards has increased consistently over the past five fiscal years (Figure IV-3). On average, there were 157 active awards from FY17 to FY21, with a range of 137-201 in FY17 and FY21, respectively (Table IV-1 & Table IV-2). On average, the number of active grants increased by about 16 per year from FY17 to FY21. The total grant expenditures also increased consistently over the past five fiscal years (Figure IV-3). Because CARES Act funding drove a large spike in expenditures in FY20 and FY21, CARES-related expenditures were removed from subsequent analyses. Grant expenditures averaged \$9.9M across fiscal years, ranging from ~\$6.5 to \$17.5 million in FY17 and FY21, respectively (Table IV-1). Finally, expenditures across colleges were constant across fiscal years. Generally, the College of Criminal Justice and the College of Science and Engineering Technology had the greatest average expenditures. However, from FY19-present, the College of Education had significant increases in grant expenditures (Table IV-1 & Table IV-2).

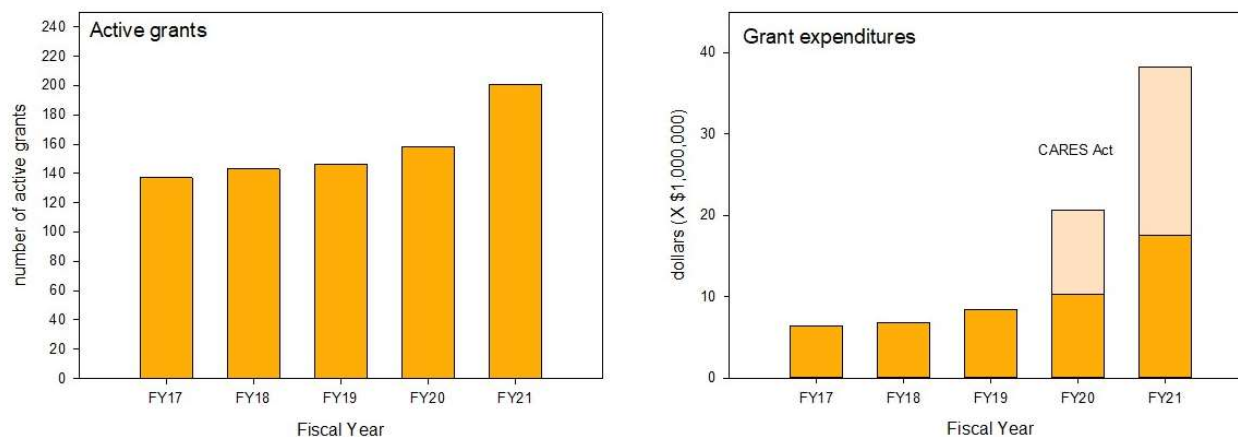


Figure IV-3. Active grants and grant expenditures from FY17-FY21.



*Grant Active Faculty* - The number of faculty that submitted grants has increased over the past five fiscal years (Figure IV-4). On average, there were 102 PIs that submitted grants over this 5-year period, with a range of 87-112 in FY18 and FY21, respectively (Table IV-1). The number of PIs that submitted grants increased by about four PIs per year from FY17 to FY21. The number of PIs with active grants also increased over the past five fiscal years (Figure IV-4). On average, 83 PIs had active grants over the past 5-years, ranging from 76 to 91 PIs in FY19 and FY21, respectively (Table IV-1). The number of PIs with active grants increased by about two PIs per year from FY17 to FY21. Generally, the College of Criminal Justice and College of Science and Engineering Technology had the greatest number of PIs with active grants across all years, whereas the College of Education saw increases in PIs with active grants from FY17 to FY21 (Table IV-1).

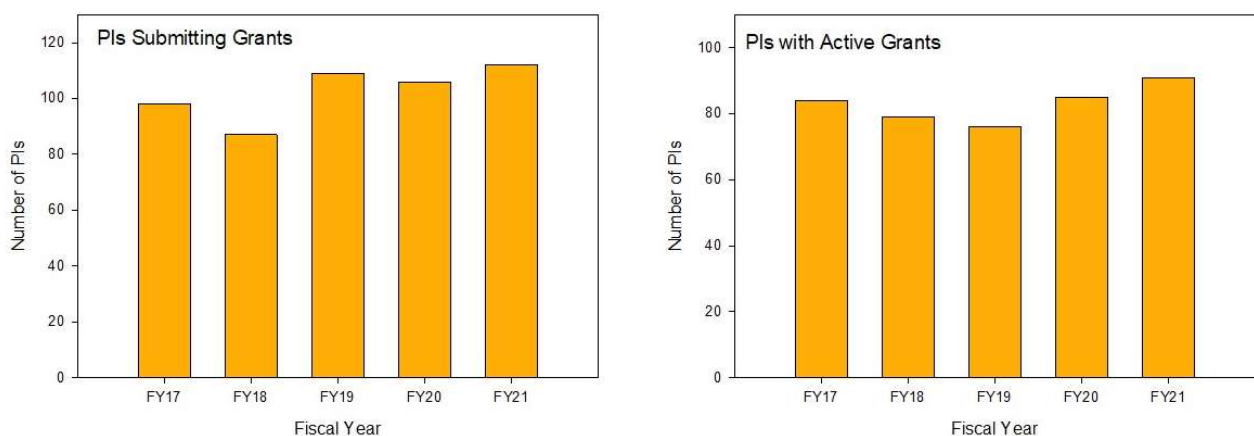


Figure IV-4. Number of PIs submitting proposals and number of PIs with active grants over the past five fiscal years.

Table IV-1. Number of proposals submitted and dollars requested, number of proposals and dollars awarded awarded, number of active grants and grant expenditures, and number of faculty submitting grants and number of faculty with active grants per college in FY17 through FY21.

SUBMITTED	FY17		FY18		FY19		FY20		FY21	
	#	\$	#	\$	#	\$	#	\$	#	\$
ACADEMIC AFFAIRS	24	\$4,941,629	19	\$15,944,794	18	\$5,920,147	20	\$8,970,972	19	\$6,477,131
COLLEGE OF ARTS & MEDIA	0	\$0	0	\$0	1	\$2,900	2	\$11,697	1	\$92,055
COLLEGE OF BUSINESS ADMINISTRATION	3	\$658,316	1	\$130,000	2	\$447,005	3	\$430,000	3	\$465,274
COLLEGE OF CRIMINAL JUSTICE	37	\$8,036,356	41	\$9,592,484	41	\$9,963,173	45	\$14,008,689	51	\$10,919,629
COLLEGE OF EDUCATION	16	\$2,864,912	9	\$16,163,470	15	\$2,329,677	23	\$13,546,041	31	\$28,620,031
COLLEGE OF HEALTH SCIENCES	8	\$5,733,930	4	\$358,776	3	\$41,457	3	\$3,276,858	9	\$5,775,389
COLLEGE OF HUMANITIES & SOCIAL SCIENCES	18	\$2,295,835	15	\$1,046,465	14	\$1,168,121	17	\$3,854,904	21	\$2,690,042
COLLEGE OF OSTEOPATHIC MEDICINE	0	\$0	2	\$81,756	5	\$654,347	3	\$689,696	4	\$803,409
COLLEGE OF SCIENCE & ENGINEERING TECHNOLOGY	42	\$13,033,150	40	\$8,229,319	66	\$14,173,950	63	\$18,811,046	76	\$19,331,628
OTHER DIVISIONS	3	\$124,787	2	\$1,313,000	5	\$1,494,970	6	\$18,349,392	4	\$425,100
<b>TOTAL</b>	<b>151</b>	<b>\$37,688,915</b>	<b>133</b>	<b>\$52,860,064</b>	<b>170</b>	<b>\$36,195,747</b>	<b>185</b>	<b>\$81,949,295</b>	<b>219</b>	<b>\$75,599,688</b>

AWARDED	FY17		FY18		FY19		FY20		FY21	
	#	\$	#	\$	#	\$	#	\$	#	\$
ACADEMIC AFFAIRS	4	\$138,125	6	\$533,492	11	\$427,745	6	\$244,416	9	\$547,674
COLLEGE OF ARTS & MEDIA	0	\$0	0	\$0	0	\$0	1	\$1,125	0	\$0
COLLEGE OF BUSINESS ADMINISTRATION	1	\$130,000	0	\$0	0	\$0	2	\$330,000	1	\$130,000
COLLEGE OF CRIMINAL JUSTICE	18	\$3,568,848	16	\$2,723,780	16	\$4,575,513	15	\$5,897,393	23	\$6,601,546
COLLEGE OF EDUCATION	5	\$914,574	4	\$137,895	6	\$4,044,745	8	\$617,731	10	\$5,003,778
COLLEGE OF HEALTH SCIENCES	2	\$16,384	4	\$613,284	1	\$15,000	1	\$54,598	2	\$38,855
COLLEGE OF HUMANITIES & SOCIAL SCIENCES	4	\$115,189	7	\$432,896	4	\$521,017	6	\$362,217	9	\$4,012,976
COLLEGE OF OSTEOPATHIC MEDICINE	0	\$0	0	\$0	0	\$0	3	\$563,799	1	\$26,000
COLLEGE OF SCIENCE & ENGINEERING TECHNOLOGY	12	\$1,427,256	13	\$2,507,517	18	\$2,268,580	21	\$2,263,388	26	\$1,691,456
OTHER DIVISIONS	2	\$58,967	0	\$0	1	\$835,500	4	\$18,344,160	8	\$85,604,121
<b>TOTAL</b>	<b>48</b>	<b>\$6,369,343</b>	<b>50</b>	<b>\$6,948,864</b>	<b>57</b>	<b>\$12,688,100</b>	<b>67</b>	<b>\$28,678,827</b>	<b>89</b>	<b>\$103,656,406</b>
							<i>65 proposals without CARES</i>	<i>\$10,359,667 without CARES</i>	<i>84 proposals without CARES</i>	<i>\$21,417,703 without CARES</i>

EXPENDITURES	FY17		FY18		FY19		FY20		FY21	
	#	\$	#	\$	#	\$	#	\$	#	\$
ACADEMIC AFFAIRS	16	\$268,685	12	\$298,400	18	\$286,742	12	\$230,761	16	\$245,958
COLLEGE OF ARTS & MEDIA	0	\$0	0	\$0	0	\$0	1	\$1,125	0	\$0
COLLEGE OF BUSINESS ADMINISTRATION	2	\$133,377	3	\$136,018	2	\$129,723	2	\$105,053	2	\$121,414
COLLEGE OF CRIMINAL JUSTICE	47	\$3,070,270	56	\$3,760,218	46	\$3,136,296	40	\$2,783,853	53	\$3,602,476
COLLEGE OF EDUCATION	9	\$682,217	11	\$644,538	16	\$2,331,056	20	\$4,442,529	27	\$5,576,940
COLLEGE OF HEALTH SCIENCES	8	\$825,220	6	\$446,706	6	\$232,904	3	\$178,965	7	\$277,745
COLLEGE OF HUMANITIES & SOCIAL SCIENCES	9	\$119,958	11	\$153,253	14	\$346,113	19	\$701,664	17	\$1,876,992
COLLEGE OF OSTEOPATHIC MEDICINE	0	\$0	0	\$0	0	\$0	3	\$118,106	3	\$169,429
COLLEGE OF SCIENCE & ENGINEERING TECHNOLOGY	41	\$1,045,398	37	\$1,093,069	36	\$1,652,618	51	\$1,480,722	67	\$2,213,402
OTHER DIVISIONS	4	\$312,629	6	\$288,172	5	\$369,871	7	\$289,715	9	\$3,427,692
<b>TOTAL</b>	<b>137</b>	<b>\$6,457,916</b>	<b>143</b>	<b>\$6,821,119</b>	<b>146</b>	<b>\$8,476,771</b>	<b>158</b>	<b>\$10,332,493</b>	<b>201</b>	<b>\$17,512,046</b>

GRANT ACTIVE FACULTY	FY17		FY18		FY19		FY20		FY21	
	PIs SUBMITTING GRANTS	PIs WITH ACTIVE GRANTS	PIs SUBMITTING GRANTS	PIs WITH ACTIVE GRANTS	PIs SUBMITTING GRANTS	PIs WITH ACTIVE GRANTS	PIs SUBMITTING GRANTS	PIs WITH ACTIVE GRANTS	PIs SUBMITTING GRANTS	PIs WITH ACTIVE GRANTS
ACADEMIC AFFAIRS	10	8	12	7	10	8	13	6	7	7
COLLEGE OF ARTS & MEDIA	0	0	0	0	1	0	2	1	1	0
COLLEGE OF BUSINESS ADMINISTRATION	3	1	1	1	2	2	2	1	3	1
COLLEGE OF CRIMINAL JUSTICE	23	20	21	22	21	18	18	15	20	18
COLLEGE OF EDUCATION	12	9	8	9	13	9	17	10	16	13
COLLEGE OF HEALTH SCIENCES	6	6	3	5	3	3	2	3	6	4
COLLEGE OF HUMANITIES & SOCIAL SCIENCES	11	9	10	9	10	11	12	11	12	8
COLLEGE OF OSTEOPATHIC MEDICINE	0	0	1	0	3	0	3	2	4	2
COLLEGE OF SCIENCE & ENGINEERING TECHNOLOGY	30	28	30	22	43	23	33	32	40	32
OTHER DIVISIONS	3	3	1	4	3	2	4	4	3	6
<b>TOTAL</b>	<b>98</b>	<b>84</b>	<b>87</b>	<b>79</b>	<b>109</b>	<b>76</b>	<b>106</b>	<b>85</b>	<b>112</b>	<b>91</b>

Table IV-2. Expenditures and active grants for each PI for the past 5 fiscal years.

COLLEGE & DEPARTMENT		FY17		FY18		FY19		FY20		FY21		
	PI	Grants	Expenditures	Grants	Expenditures	Grants	Expenditures	Grants	Expenditures	Grants	Expenditures	
ACADEMIC AFFAIRS												
	Academic Success Center	Loft, Brian								3	\$105,788	
	Army Research Officers Training Corp	Loft, Brian						1	\$44,725			
	Department of Military Sciences	Cooley, Joshua W.								1	\$30,000	
	International Programs	Jordan, John D.										
	International Programs	Porter, Richard H.										
	Student Academic Success	Shupp, Susanna J.	1	\$40,157	1	\$72,066						
	Research Centers	Chapman, Brian R.	1	\$292								
	Research Centers	Cook, Jerry L.			1	\$14,952	2	\$3,775				
	Research Centers	Godwin, William B.	3	\$15,352	1	\$6,451	2	\$30,796				
	Research Centers	Gruesser, John C.					2	\$11,316	2	\$10,009	1	\$8,255
	Research Centers	Hargrave, Chad W.	2	\$50,155	2	\$18,580						
	Research Centers	Hargrave, Kaitlen P.	1	\$14,761	3	\$64,669	3	\$32,574				
	Research Centers	Herrera Martinez, Alexandra					1	\$18,647	1	\$56,474	1	\$0
	Research Centers	Kleiner, Kylee N.								1	\$4,385	
	Research Centers	Kunz, Terry D.										
	Research Centers	Matich, Philip A.	2	\$9,641	1	\$63,719						
	Research Centers	McDonald, Danny L.	1	\$8,969								
	Research Centers	Morgan-Olvera, Ashley R.					2	\$17,338	3	\$56,776	6	\$83,808
	Research Centers	Smith-Herron, Autumn J.	5	\$129,359	3	\$57,962	4	\$70,614	4	\$59,759	3	\$13,721
	Newton Gresham Library	Holder, Ann H.										
	Newton Gresham Library	Owen, Eric						1	\$3,018			
	Online Operations	Chisum, Fanny R.					3	\$66,495				
ACADEMIC AFFAIRS TOTAL			16	\$268,685	12	\$298,400	19	\$251,555	12	\$230,761	16	\$245,958
COLLEGE OF ARTS & MEDIA												
	Art	Henderson, Michael										
	Mass Communication	Wiedenfeld, Grant						1	\$1,125			
ARTS AND MEDIA TOTAL			0	\$0	0	\$0	0	\$0	1	\$1,125	0	\$0
COLLEGE OF BUSINESS ADMINISTRATION												
	Economics and International Business	Quast, Troy C.										
	Small Business Development Center	Barragan, Robert A.	2	\$133,377	3	\$136,018	1	\$18,877				
	Small Business Development Center	Ellisor, Ronda L.					1	\$110,846	2	\$105,053	2	\$121,414
BUSINESS ADMINISTRATION TOTAL			2	\$133,377	3	\$136,018	2	\$129,723	2	\$105,053	2	\$121,414
COLLEGE OF CRIMINAL JUSTICE												
	Administration	Lyons, Phillip M.	7	\$926,866	6	\$876,392	6	\$900,742	7	\$1,046,174	8	\$603,894
	Administration	Webb, Vincent J.										
	Correctional Management Institute of Texas	Dretke, Douglas J.			7	\$110,725	3	\$72,877			8	\$124,645
	Correctional Management Institute of Texas	Gregory, Amber D.	1	\$186,506	1	\$254,868	3	\$356,745	5	\$202,724	5	\$97,388
	Correctional Management Institute of Texas	Orrick, Erin A.	1	\$22,412	3	\$199,799	2	\$100,913	1	-\$546	1	\$21,200
	Crime Victims Institute	Franklin, Cortney A.	1	\$57,101	1	\$69,817	1	\$134,218	1	\$117,454	1	\$189,017
	Criminal Justice and Criminology	Armstrong, Gaylene S.	3	\$215,679	2	\$131,420	2	\$43,220				
	Criminal Justice and Criminology	Blasko, Brandy L.	2	\$11,556	1	\$3,767						
	Criminal Justice and Criminology	Hoover, Larry T.	1	\$113,000	1	\$145,836	1	\$14,053			1	\$7,122
	Criminal Justice and Criminology	King, William R.					1	\$61,508	1	\$2,369		
	Criminal Justice and Criminology	Miller, Holly A.									1	\$15,386
	Criminal Justice and Criminology	Muftic, Lisa R.	1	\$20,559	2	\$112,441						

Criminal Justice and Criminology Mullings, Janet L.			1	\$8,942		1	\$14,227	
Criminal Justice and Criminology Nobles, Matthew R.								
Criminal Justice and Criminology Ren, Ling	1	\$5,791			2	\$36,919	2	\$51,252
Criminal Justice and Criminology Tasca, Melinda S.	6	\$140,408	5	\$166,374	2	\$7,762	1	\$19,009
Criminal Justice and Criminology Wells, William M.								\$102,084
Criminal Justice and Criminology Zhao, Jihong								
Criminal Justice and Criminology Zhang, Yan							1	\$238,442
							2	\$459,045
Forensic Science Buzzini, Patrick	2	\$61,850	2	\$121,996	2	\$71,180	4	\$82,769
Forensic Science Bytheway, Joan A.	3	\$166,981	3	\$33,856				\$40,906
Forensic Science Gangitano, David A.	1	\$43,669	1	\$41,916				
Forensic Science Gates, Madeleine J.							1	\$58,482
Forensic Science Houston, Rachel M.								\$13,347
Forensic Science Hughes-Stamm, Sheree R.	4	\$315,272	6	\$388,585	2	\$51,972		\$0
Forensic Science Kerrigan, Sarah	3	\$100,196	2	\$91,387	3	\$107,557	3	\$283,379
Forensic Science LaRue, Bobby L.	1	\$11,941	1	\$10,609	1	\$3,624	1	\$2,376
Forensic Science Swortwood, Madeline J.			2	\$57,856	2	\$101,303		\$178,191
Forensic Science Yu, Chi C.	1	\$39,423	1	\$5,955				\$1,919
Impaired Driving Initiative Marquart, Cecelia P.	6	\$592,389	6	\$842,675	9	\$842,425	8	\$566,809
								\$587,342
Law Enforcement Management Institute of Texas Watkins, Rita J.	1	\$36,705	1	\$36,734	3	\$210,124	3	\$101,546
Law Enforcement Management Institute of Texas Webb, David W.								\$327,668
Security Studies Baker, Natalie D.			1	\$48,264	1	\$19,154		
Security Studies Lundberg, Russell P.	1	\$1,967						
Security Studies Payne, John D.								
<b>CRIMINAL JUSTICE TOTAL</b>	<b>47</b>	<b>\$3,070,270</b>	<b>56</b>	<b>\$3,760,218</b>	<b>46</b>	<b>\$3,136,296</b>	<b>40</b>	<b>\$2,783,853</b>
<b>COLLEGE OF EDUCATION</b>								
Administration Edmonson, Stacey L.					2	\$1,503,281	3	\$2,296,735
Administration Stewart, Sandra K.			1	\$36,186	3	\$124,397	3	\$203,156
								\$35,311
Center for Assessment and Research Fuller, Matthew							1	\$282,551
								\$222,941
Charter School Knox, Ronny D.	1	\$376,129	3	\$262,051	5	\$183,888	7	\$45,276
								\$64,021
Counselor Education Robles-Pina, Rebecca A.	1	\$29,298	1	\$22,476				\$0
Counselor Education Sullivan, Jeffrey M.	1	\$791						
Educational Leadership Billings, Meredith								\$9,294
Educational Leadership Lane, Forrest C.			1	\$26,984	1	\$22,131	1	\$16,484
								\$11,845
Garrett Center Mitchell, Vickie					1	\$36,312	1	\$1,215,596
								\$2,262,892
School of Teaching and Learning Berg, Helen								\$4,000
School of Teaching and Learning Brown, Lisa O.			1	\$1,484				\$3,707
School of Teaching and Learning Calderhead, William J.	1	\$12,209	1	\$21,589	1	\$68,248		
School of Teaching and Learning Creggan, Frank L.	1	\$6,743	1	\$6,133				
School of Teaching and Learning Gerber, Hannah R.	1	\$500						
School of Teaching and Learning Gomez, Mertie M.					1	\$65,493	1	\$74,451
School of Teaching and Learning Hynes, James W.	1	\$10,620						\$5,236
School of Teaching and Learning Nabors, Diana K.							1	\$11,840
School of Teaching and Learning Vargo, Kristina K.					1	\$69,184	1	\$71,340
School of Teaching and Learning Votteler, Nancy K.	1	\$18,737	1	\$13,367				\$113,033
TRIO SSS Stuckey, Kelly G.	1	\$227,190	1	\$254,267	1	\$258,121	1	\$225,100
								\$425,692
<b>EDUCATION TOTAL</b>	<b>9</b>	<b>\$682,217</b>	<b>11</b>	<b>\$644,538</b>	<b>16</b>	<b>\$2,331,056</b>	<b>20</b>	<b>\$4,442,529</b>
<b>COLLEGE OF HEALTH SCIENCES</b>								
School of Nursing Kastler, Jaimee B.			1	\$189,530			1	-\$1,505
School of Nursing Mize, Keri L.							1	\$228,417
School of Nursing Neill, Cheryl D.	2	\$598,340	1	\$238,317	4	\$224,859	1	-\$47,947
School of Nursing Stiles, Anne S.	1	\$11,951						\$47,363
School of Nursing Zinn, Kelly K.					1	\$7,454		\$0
Population Health Gisemba, Edward M.								

	Population Health	Keathley, Rosanne S.	2	\$159,746	2	\$15,909				
	Population Health	Scarbrough, Amanda W.	1	\$16,135					2	\$1,387
	Population Health	Turner, Jack C.	1	\$36,702						
	Family and Consumer Science	Browning-Keen, Valencia			1	\$2,393	1	\$591		
	Family and Consumer Science	Camel, Simone P.	1	\$2,346	1	\$556				
	HEALTH SCIENCES TOTAL		8	\$825,220	6	\$446,706	6	\$232,904	3	\$178,965
COLLEGE OF HUMANITIES & SOCIAL SCIENCES										
	English	Demson, Michael T.					1	\$765		
	English (McNair)	Fox, Lydia C.	1	\$241,751	2	\$231,462	2	\$229,146	1	\$243,270
									2	\$251,500
	History	Domitrovic, Brian F.	1	\$3,094						
	History	Jordan, Brian M.			1	\$1,500				
	History	Littlejohn, Jeffrey L.					1	\$4,647		
	History	Vanden Bussche, Eric			2	\$44,870	2	\$3,000		
	Political Science	Enia, Jason S.	1	\$28,449	1	\$21,218				
	Political Science	McIntyre, Kenneth B.						1	\$50,852	
	Political Science	Ulbig, Stacy G.					1	\$134,426	1	\$109,606
	Political Science	Weng, Lu-Chung			1	\$2,472	1	\$1,567	1	\$1,900
	Psychology and Philosophy	Anderson, Jaime L.						1	\$2,812	
	Psychology and Philosophy	Cramer, Robert J.								
	Psychology and Philosophy	Henderson, Craig E.	2	\$29,382	2	\$32,264	3	\$50,445	5	\$89,800
	Psychology and Philosophy	Schmidt, Adam T.	1	\$303						4
	Psychology and Philosophy	Salami, Temilola K.						2	\$57,486	\$94,276
	Psychology and Philosophy	Venta, Amanda C. (Bechelli, J.)					1	\$9,253	1	\$19,133
										\$1,412
	Sociology	Deng, Furjen	1	\$16,532	1	\$8,102	1	\$383	1	\$7,851
	Sociology	Fortunato, Michael W.	1	\$24,764						2
	Sociology	Hatanaka, Maki			2	\$33,068	3	\$132,385	3	\$108,409
	Sociology	Miller, Lee M.	1	\$4,856						3
	Sociology	Theodori, Gene L.	1	\$12,577	1	\$9,759	1	\$10,809	2	\$10,545
										\$1,355,147
	World Languages and Cultures	Zahrawi, Samar M.								1
	HUMANITIES AND SOCIAL SCIENCES TOTAL		10	\$361,709	13	\$384,715	17	\$576,825	19	\$701,664
										\$47,631
	HUMANITIES AND SOCIAL SCIENCES TOTAL		10	\$361,709	13	\$384,715	17	\$576,825	19	\$701,664
COLLEGE OF OSTEOPATHIC MEDICINE										
	Physiology & Pharmacology	Alvarez, Diego						2	\$37,649	2
	Physiology & Pharmacology	Griffin, Michael J.						1	\$80,457	1
										\$44,583
										\$124,846
	OSTEOPATHIC MEDICINE TOTAL		0	\$0	0	\$0	0	\$0	3	\$118,106
										\$169,429
COLLEGE OF SCIENCE & ENGINEERING TECHNOLOGY										
	School of Agricultural Sciences	Basith, Iftekhar I.	2	\$119,759				1	\$4,452	
	School of Agricultural Sciences	Bedore, Jessica						1	\$2,497	1
	School of Agricultural Sciences	Ford, Richard K.								\$1,138
	School of Agricultural Sciences	Lane, Robert A.					1	\$35,188		\$24,881
	School of Agricultural Sciences	Pannkuk, Timothy R.							1	\$1,500
	School of Agricultural Sciences	Safa, Mahdi								2
	School of Agricultural Sciences	Pavelock, Dwayne						1	\$16,020	\$22,164
	School of Agricultural Sciences	Sivankutty Nair, Shyam	2	\$40,514	3	\$78,215	6	\$283,163	5	\$166,489
	School of Agricultural Sciences	Sun, Min J.								7
	School of Agricultural Sciences	Ullrich, Doug R.	1	\$80,592						\$193,876
										\$14,022
										\$41,973
	Biological Sciences	Balaraman, Rajesh P.						2	\$6,768	1
	Biological Sciences	Bechelli, Jeremy R.					1	\$470	4	\$65,856
	Biological Sciences	Bucheli, Sibyl R.							2	\$19,122
	Biological Sciences	Choudhary, Madhusudan	1	\$11,541	1	\$23,743				1
	Biological Sciences	Cook, Jerry L.	2	\$110,095	2	\$82,555	3	\$46,081	2	\$34,763
	Biological Sciences	Daza Vaca, Juan D.	1	\$29,214	1	\$49,209	1	\$102,928	1	\$18,723
	Biological Sciences	Gaillard, Anne R.	1	\$13,158	2	\$28,508	2	\$21,719	2	\$16,606
	Biological Sciences	Godwin, William B.							1	\$592
	Biological Sciences	Harper, James M.	1	\$272						1
	Biological Sciences	Lynne, Aaron M.	2	\$13,559			1	\$1,084	1	\$10,748
	Biological Sciences	Montana Schalk, Carmen G.	1	\$42,679	2	\$6,825	2	\$62,046	1	\$634
										\$20,959

Biological Sciences Pascarella, John B.	1	\$1,285	1	\$368	1	\$803	1	\$387		
Biological Sciences Randle, Christopher P.	1	\$6,393							3	\$77,067
Biological Sciences Turner, Jack C.										
Biological Sciences Ulseth, Amber J.							1	\$36,866	2	\$51,000
Biological Sciences Williams, Justin K.							1	\$875	1	\$9
Biological Sciences Wozniak, Jeffrey R.	5	\$20,232	5	\$36,329	1	\$24,557	4	\$29,755	2	\$0
Chemistry Gross, Dustin E.	1	\$8,885	1	\$20,315	1	\$7,004	1	\$9,055	1	\$70
Chemistry Haines, Donovan C.									4	\$65,329
Chemistry Hobbs, Christopher E.			1	\$32,523	2	\$81,883	2	\$144,872	2	\$108,471
Chemistry Norman, Richard E.	2	\$41,912	2	\$41,942	2	\$50,245	1	-\$55		
Chemistry Petrikovics, Ilona	1	\$220,347	2	\$205,711	2	\$268,844	2	\$197,129	2	\$68,235
Chemistry Williams, Darren L.	2	\$5,753	1	\$520	2	\$11,436				
Computer Science Glisson, William B.					1	\$7,601	2	\$16,981		
Computer Science Karabiyik, Umit	1	\$38,100	1	\$49,057						
Computer Science Liu, Qingzhong	2	\$39,656	1	\$35,111						
Engineering Technology Ma, Junkun							1	\$33,979	1	\$86,759
Engineering Technology Pecen, Recayi					1	\$47,160	1	\$16,288	1	\$18,444
Engineering Technology Dixit, Manish K.										
Engineering Technology Yildiz, Faruk							1	\$32,064	1	\$59,463
Environmental and Geosciences Acton, Gary D.	2	\$4,956	1	\$2,675						
Environmental and Geosciences Albert, Donald P.	1	\$1,300	1	\$2,300						
Environmental and Geosciences Moss, David K.									2	\$85,075
Environmental and Geosciences Tiller, James W.	1	\$4,948								
Mathmatics and Statistics Alford, John G.					1	\$49,836	1	\$22,161	1	\$12,919
Mathmatics and Statistics Chapman, Scott T.	2	\$14,878					1	\$20,079	1	\$23,150
Mathmatics and Statistics Garcia, Luis D.	1	\$7,122	1	\$2,890	1	\$8,249				
Mathmatics and Statistics Garcia, Rebecca E.										
Mathmatics and Statistics Holt, Melinda A.	1	\$40,417								
Mathmatics and Statistics Jones, Dustin L.	1	\$84,528	2	\$56,436	1	\$32,010	1	\$26,172		
Mathmatics and Statistics Loft, Brian M.	1	\$16,234	2	\$297,099	2	\$469,476	3	\$456,038	5	\$528,675
Mathmatics and Statistics Price, Candice R.										
Mathmatics and Statistics Wang, Li An			3	\$17,508	2	\$5,777	1	\$2,526		
Physics & Astronomy James, Carol R.									1	\$13,969
Physics & Astronomy Miller, Scott T.										
Physics & Astronomy Pooley, David A.									1	\$48,589
Physics & Astronomy Shepherd, William M.									1	\$98,863
Physics & Astronomy Walker, Joel W.	1	\$27,068	1	\$23,232	1	\$69,172	1	\$71,964		
<b>SCIENCE AND ENGINEERING TECHNOLOGY TOTAL</b>	<b>41</b>	<b>\$1,045,398</b>	<b>37</b>	<b>\$1,093,069</b>	<b>38</b>	<b>\$1,686,732</b>	<b>51</b>	<b>\$1,480,722</b>	<b>67</b>	<b>\$2,213,402</b>
<b>OTHER DIVISIONS</b>										
Enrollment Management Collins, Patricia W.										
Enrollment Management Jordan, John D.										
Enrollment Management Mertz, Scot D.			1	\$25,000						
Enrollment Management Mulligan, Leah R.									1	\$33,000
Enrollment Management Theodori, Ann E.									1	\$703
Enrollment Management Thielemann, Heather V.					1	\$112,954	1	\$262,707	4	\$3,310,194
Finance and Operations Breen, Mary C.									1	\$53,955
Finance and Operations Hernandez, Jose C.							4	\$10,070		
Human Resources Hammonds, David M.	1	\$23,133	1	\$20,442	1	\$18,726	1	\$12,664	1	\$29,114
Counseling/Health Services Richardson, Megan A.	1	\$163	2	\$791						
Sam Houston Memorial Museum Sproat, Michael C.	2	\$47,744	1	\$11,223			1	\$4,274	1	\$726
<b>OTHER DIVISIONS TOTAL</b>	<b>4</b>	<b>\$71,040</b>	<b>5</b>	<b>\$57,456</b>	<b>2</b>	<b>\$131,680</b>	<b>7</b>	<b>\$289,715</b>	<b>9</b>	<b>\$3,427,692</b>
<b>GRAND TOTAL</b>	<b>137</b>	<b>\$6,457,916</b>	<b>143</b>	<b>\$6,821,119</b>	<b>146</b>	<b>\$8,476,771</b>	<b>158</b>	<b>\$10,332,493</b>	<b>201</b>	<b>\$17,512,046</b>

## **SECTION V – ORSP SUPPORT FOR RESEARCH AND SCHOLARSHIP**

*Internal Grant Support* – The Faculty Research Council (Table V-1) reviewed 38 internal grants submitted in FY21. These submissions totaled \$333,136 in requested funding. Twenty-five proposals were funded for a total of \$198,326. Thus, 66% of all proposals submitted were selected for funding, and 60% of requested dollars were awarded (Table V-2). The College of Science and Engineering Technology had the greatest number of submissions, the largest dollar request, and the highest funding level. The College of Humanities and Social Sciences followed Science and Engineering Technology in submissions, funding requests, and awards.

There were six proposals submitted to the Individual Scholarship Program for a total of \$26,291 in requested funding. All six proposals were funded for \$26,291 (Table V-3). Fourteen proposals were submitted to the New Faculty Program for a total request of \$64,691. Nine proposals were funded in the New Faculty Program for a total of \$34,564 (Table V-4). Four proposals, totaling \$60,015 were submitted to the Interdisciplinary Collaborations Program. All four proposals were funded for \$60,015 in this program (Table V-5). Finally, 14 proposals were submitted to the Pilot Studies Program for \$182,139. Six proposals were funded for \$77,456 (Table V-6).

*Strategic Funding Support from ORSP* – In addition to the internal grant programs, ORSP provides strategic support for projects that show promise for return on investments. Thus, funds were directed toward faculty whose proposal development would benefit by funding assistance in travel, equipment, student labor, and/or salary. In FY21, ORSP provided \$46,482 in strategic support across several SHSU colleges (Table V-7). This was down from the strategic funding provided in FY20 and FY19 (\$103,035 and \$128,905, respectively).

Table V-1. Faculty Research Council membership and terms.

<b>College of Arts and Media</b>	<b>Term</b>
Melissa Mednicov *	Fall 2018 - Fall 2022
Patricia Card *	Fall 2020 - Fall 2024
<b>College of Business Administration</b>	<b>Term</b>
Ouadie Akaaboune *	Fall 2018 - Fall 2022
Hiranya Nath *	Fall 2020 - Fall 2024
<b>College of Criminal Justice</b>	<b>Term</b>
Natalie Baker *	Fall 2018 - Fall 2022
Patrick Buzzini *	Fall 2020 - Fall 2024
<b>College of Education</b>	<b>Term</b>
Chase Young *	Fall 2018 - Fall 2022
Hannah Gerber *	Fall 2020 - Fall 2024
<b>College of Health Sciences</b>	<b>Term</b>
Andrea Smith *	Fall 2018 - Fall 2022
Amanda Scarbrough *	Fall 2020 - Fall 2024
<b>College of Humanities and Social Sciences</b>	<b>Term</b>
Marcus Boccaccini *	Fall 2018 - Fall 2022
Stephen Rapp *	Fall 2020 - Fall 2024
<b>College of Osteopathic Medicine</b>	<b>Term</b>
Sanjeev Choudhary *	Fall 2018 - Fall 2022
Ryan Marek *	Fall 2020 - Fall 2024
<b>College of Science and Engineering Technology</b>	<b>Term</b>
Jeffrey Wozniak *	Fall 2018 - Fall 2022
Junkun Ma *	Fall 2020 - Fall 2024

\* current membership



Table V-2. Number of internal grant submissions, number of grants funded, funding requested and funding awarded by college/ division.

COLLEGE/DIVISION	GRANT SUBMISSIONS	GRANTS FUNDED	FUND REQUESTS	FUNDS AWARDED
ACADEMIC AFFAIRS	1	1	\$12,134	\$12,134
COLLEGE OF ARTS & MEDIA	1	1	\$5,000	\$5,000
COLLEGE OF BUSINESS ADMINISTRATION	3	3	\$13,399	\$13,399
COLLEGE OF CRIMINAL JUSTICE	4	1	\$40,000	\$3,300
COLLEGE OF EDUCATION	2	1	\$15,345	\$2,199
COLLEGE OF HEALTH SCIENCES	2	2	\$19,893	\$19,893
COLLEGE OF HUMANITIES & SOCIAL SCIENCES	8	7	\$44,127	\$39,292
COLLEGE OF SCIENCE & ENGINEERING TECHNOLOGY	17	9	\$183,238	\$103,109
OTHER DIVISIONS	0	0	\$0	\$0
<b>TOTALS</b>	<b>38</b>	<b>25</b>	<b>\$333,136</b>	<b>\$198,326</b>

Table V-3. Applications and awards for the Individual Scholarship Program.

**INDIVIDUAL SCHOLARSHIP PROGRAM**

COLLEGE & PI	DEPARTMENT & TITLE	FUNDING REQUESTED	FUNDING AWARDED
<b>COLLEGE OF ARTS AND MEDIA</b>			
<b>Boutte, Tony</b>	Music Title: <i>Twenty-Four - A New Opera from Old Sources</i>	\$5,000	\$5,000
<b>COLLEGE OF BUSINESS ADMINISTRATION</b>			
<b>Kumar, Santosh</b>	Economics & International Business <i>Long-Run Effects of Iron-Fortified Salt on Anaemia and Cognitive Ability Among School Children in India</i> Title: <i>Children in India</i>	\$3,599	\$3,599
<b>Maldonado, Tiffany</b>	Management, Marketing & Information Systems Title: <i>The Impact of Humility on Firm Resilience</i>	\$4,800	\$4,800
<b>COLLEGE OF CRIMINAL JUSTICE</b>			
<b>none</b>			
<b>COLLEGE OF EDUCATION</b>			
<b>none</b>			
<b>COLLEGE OF HEALTH SCIENCES</b>			
<b>Santiago, Jose</b>	Kinesiology <i>Preservice Physical Education Teachers Content Knowledge of Health-Related Fitness in Latin America</i> Title: <i>America</i>	\$4,925	\$4,925
<b>COLLEGE OF HUMANITIES AND SOCIAL SCIENCES</b>			
<b>Banks, Courtney</b>	Psychology & Philosophy Title: <i>Youth Perceptions and Responses to Social Biases at School</i>	\$3,000	\$3,000
<b>COLLEGE OF OSTEOPATHIC MEDICINE</b>			
<b>none</b>			
<b>COLLEGE OF SCIENCE &amp; ENGINEERING TECHNOLOGY</b>			
<b>Wei, Mingkui</b>	Computer Science <i>Investigating, Evaluating, and Remediating Self-Inflicted Denial of Service Attacks among Cloud Server Providers</i> Title: <i>Cloud Server Providers</i>	\$4,967	\$4,967
<b>TOTAL</b>		<b>\$26,291</b>	<b>\$26,291</b>

Table V-4. Applications and awards for the New Faculty Program.

**NEW FACULTY PROGRAM**

COLLEGE & PI	DEPARTMENT & TITLE	FUNDING REQUESTED	FUNDING AWARDED
COLLEGE OF ARTS AND MEDIA			
none			
COLLEGE OF BUSINESS ADMINISTRATION			
Yang, Liu	Management, Marketing & Information Systems Title: <i>Hospital Tier Contract Optimization</i>	\$5,000	\$5,000
COLLEGE OF CRIMINAL JUSTICE			
Kalafut, Tim	Forensic Science <i>The Evaluation of Probabilistic Genotyping for Forensic DNA Database Searching Across Multiple Laboratories</i>	\$5,000	\$0
Navarro, John	Criminal Justice & Criminology Title: <i>The Effect of Knowing Victims of Sexual Violence on Rape Myth Attitudes Among University Students</i>	\$5,000	\$3,300
COLLEGE OF EDUCATION			
Kinskey, Melanie	School of Teaching & Learning Title: <i>Preparing Elementary Preservice Teachers to Facilitate Literacy-Focused STEM Lessons</i>	\$5,000	\$2,199
COLLEGE OF HEALTH SCIENCES			
none			
COLLEGE OF HUMANITIES AND SOCIAL SCIENCES			
Elkayam, Jessica	Psychology & Philosophy Title: <i>Liminal Temporalities: Nietzsche's Heidegger and the End of Metaphysics</i>	\$4,500	\$4,500
Forcelini, Jamile	World Languages & Cultures Title: <i>Vocabulary Lexical Processing Between Second Language and Heritage Learners of Spanish</i>	\$5,000	\$5,000
Elmore, Maggie	History Title: <i>In the Shadow of the Law: Hanigan and the Genesis of the Immigrant Rights Movement</i>	\$4,835	\$0
Natoli, Adam	Psychology & Philosophy Title: <i>Initial Exploration of the Psychophysiological Processes Underlying Different Methods</i>	\$5,000	\$5,000
O'Brien, April	English Title: <i>Counter memory: A Rhetoric of Resistance</i>	\$2,792	\$2,792
Padilla, Lillie	World Languages & Cultures Title: <i>Subject Pronoun Expression in Spanish in Contact with Fang</i>	\$4,000	\$4,000
COLLEGE OF OSTEOPATHIC MEDICINE			
none			
COLLEGE OF SCIENCE & ENGINEERING TECHNOLOGY			
Baza, Mohamed	Computer Science Title: <i>Investigating Blockchain-based and Privacy-Preserving Energy Trading Schemes for Electric Vehicles</i>	\$5,000	\$0
Zhou, Renjie	Geology & Geography Title: <i>Understanding Geothermal Transfer Processes in a Fracture-Rock Matrix System</i>	\$5,074	\$2,773
Rasheed, Amar	Computer Science Title: <i>Enriching Covid-19 Contact Tracing Capability in a Community Through IoT Deployment</i>	\$5,000	\$0
Yesudasan Daisy, Sumith	Engineering Technology Title: <i>Estimation of Pressure Drop and Cooling Efficiency of Liquid Cooling Channels in Semiconductor Devices</i>	\$3,490	\$0
<b>TOTAL</b>		<b>\$64,691</b>	<b>\$34,564</b>

Table V-5. Applications and awards for the Interdisciplinary Collaboration Program.

**INTERDISCIPLINARY COLLABORATION PROGRAM**

<b>COLLEGE &amp; PI</b>	<b>DEPARTMENT &amp; TITLE</b>	<b>FUNDING REQUESTED</b>	<b>FUNDING AWARDED</b>
<b>ACADEMIC AFFAIRS</b>			
<b>Cheng, Sheng-Lun</b>	Library Science & Technology Title: <i>College Students Self-Regulated Learning in Online Computer Science Courses</i>	<b>\$12,134</b>	<b>\$12,134</b>
<b>COLLEGE OF ARTS AND MEDIA</b>			
<b>none</b>			
<b>COLLEGE OF BUSINESS ADMINISTRATION</b>			
<b>none</b>			
<b>COLLEGE OF CRIMINAL JUSTICE</b>			
<b>none</b>			
<b>COLLEGE OF EDUCATION</b>			
<b>none</b>			
<b>COLLEGE OF HEALTH SCIENCES</b>			
<b>none</b>			
<b>COLLEGE OF HUMANITIES AND SOCIAL SCIENCES</b>			
<b>none</b>			
<b>COLLEGE OF OSTEOPATHIC MEDICINE</b>			
<b>none</b>			
<b>COLLEGE OF SCIENCE &amp; ENGINEERING TECHNOLOGY</b>			
<b>Dakeev, Ulan</b>	Engineering Technology Title: <i>Navigation through AR: Development of Augmented Reality Application</i>	<b>\$19,298</b>	<b>\$19,298</b>
<b>Aljaroudi, Ali</b>	Engineering Technology Title: <i>Fabric/Cloth Masks Efficiency and Reusability</i>	<b>\$13,588</b>	<b>\$13,588</b>
<b>Choudhary, Madhu</b>	Biological Sciences <i>Synthesis and Characterization of Silver Nanoparticles Using Culture Filtrate of Simulated Microgravity Grown Rhodobacter Sphaeroids and its Antibacterial Effect on Lyme Disease</i>	<b>\$14,995</b>	<b>\$14,995</b>
<b>TOTAL</b>		<b>\$60,015</b>	<b>\$60,015</b>

Table V-6. Applications and awards for the Pilot Study Program.

**PILOT STUDY PROGRAM**

<b>COLLEGE &amp; PI</b>	<b>DEPARTMENT &amp; TITLE</b>	<b>FUNDING REQUESTED</b>	<b>FUNDING AWARDED</b>
<b>COLLEGE OF ARTS AND MEDIA</b>			
<b>none</b>			
<b>COLLEGE OF BUSINESS ADMINISTRATION</b>			
<b>none</b>			
<b>COLLEGE OF CRIMINAL JUSTICE</b>			
<b>Davidson, J. Tyler</b>	Forensic Science Title: <i>Investigation into the use of exhaled breath for the</i>	\$15,000	\$0
<b>Kokkalera, Stuti</b>	Criminal Justice & Criminology Title: <i>Rhetoric for Release: Racialized Dynamics in Parole Board</i>	\$15,000	\$0
<b>COLLEGE OF EDUCATION</b>			
<b>Price, Debra</b>	School of Teaching & Learning Title: <i>Efficacy of Magic Spells for Vocabulary Acquisition of</i>	\$10,345	\$0
<b>COLLEGE OF HEALTH SCIENCES</b>			
<b>Khan, Khalid</b>	Population Health Title: <i>Evaluate the Feasibility and Effectiveness of Hearing</i>	\$14,968	\$14,968
<b>COLLEGE OF HUMANITIES AND SOCIAL SCIENCES</b>			
<b>Demson, Michael</b>	English Title: <i>Prison Hulks in Romantic Literature</i>	\$15,000	\$15,000
<b>COLLEGE OF OSTEOPATHIC MEDICINE</b>			
<b>none</b>			
<b>COLLEGE OF SCIENCE &amp; ENGINEERING TECHNOLOGY</b>			
<b>Strait, John</b>	Environmental and Geoscience <i>Aloha Aina: Utilizing the Love of Place to Teach Cultural</i> Title: <i>and Environmental Diversity</i>	\$15,000	\$15,000
<b>Bechelli, Jeremy</b>	Biological Sciences <i>The Role of Cyclooxygenase Enzymes During Colorado</i> Title: <i>Tick Fever Virus Infection</i>	\$14,988	\$14,988
<b>Varol, Cihan</b>	Computer Science Title: <i>Intelligent Infotainment Systems Forensics</i>	\$13,029	\$0
<b>Liu, Qingzhong</b>	Computer Science <i>Exploring the Detection of Deep Fake with Deep Learning</i> Title: <i>and Ensemble Learning</i>	\$15,000	\$0
<b>Basith, Iftekhar</b>	Engineering Technology <i>Performing Improvement of Underwater Robots Using</i> Title: <i>Virtual Reality Environment</i>	\$11,474	\$0
<b>Safa, Mahdi</b>	Engineering Technology <i>Automated Construction Site Sensing for Productivity</i> Title: <i>Measurement</i>	\$10,039	\$0
<b>Karan, Ebrahim</b>	Engineering Technology <i>Building Sustainable and Resilient Food Systems: A</i> Title: <i>Balancing of Labor, Energy, and Water Resources</i>	\$3,078	\$3,078
<b>Villalta-Cerdas, Adrian</b>	Chemistry <i>Reformed Organic Chemistry Laboratories: An Academic</i> Title: <i>Environment Supported by Cooperative Learning and</i>	\$14,720	\$14,422
<b>Dakeev, Ulan</b>	Engineering Technology <i>Development of Virtual Reality and Augmented Reality</i> Title: <i>Lab Space for Remote Education</i>	\$14,498	\$0
<b>TOTAL</b>		<b>\$182,139</b>	<b>\$77,456</b>

Table V-7. Strategic funding from ORSP to faculty by department and purpose. The outcome of the funding to date reflects faculty activity at the end of FY21.

Faculty	Department	Purpose	Outcome to Date
<i>Fiscal Year 2021 - \$46,482</i>			
Henderson	Psychology & Philosophy	Data	Funded
Salami	Psychology & Philosophy	Student/Data	Funded
Urso	Agricultural Sciences	Equipment/Supplies	None to date
L. Miller	Sociology	Equipment/Supplies	None to date
Bunn	College of Health Sciences	Equipment/Supplies	None to date
A. Smith	Nursing	Student/Data/Supplies	Submission
Islam	Computer Science	Start-up	Submission
Rasheed	Computer Science	Start-up	Submission
Baza	Computer Science	Start-up	None to date
<i>Fiscal Year 2020 - \$103,035</i>			
Zinn	Nursing	Student	Submission
Glisson	Computer Science	Student	Funded
Shields	College of Arts & Media	Equipment/Supplies	Submission
Bechelli	Biological Sciences	Equipment/Supplies	Funded
Botero Jaramillo	Psychology & Philosophy	Travel	Submission
Salami	Psychology & Philosophy	Data	Funded
Boutte	School of Music	Equipment/Supplies	None to date
Marquart	Impaired Driving Initiatives	Data	Funded
Byboth	Biological Sciences	Equipment/Supplies	None to date
Smith	Nursing	Data	None to date
Fuller	Education Leadership	Data	Funded
Cockerham	Nursing	Data	None to date
<i>Fiscal Year 2019 - \$128,905</i>			
Lane	Agricultural Sciences	Student	Funded
Nair	Agricultural Sciences	Student	Funded
Daza	Biological Sciences	Travel	Submission
Zinn	Nursing	Data	Funded
Moore	Nursing	Data	None to date
Salami	Psychology & Philosophy	Data	Funded
Ratnapradipa	Population Health	Data	None to date
Xie	Population Health	Data	None to date
Pascarella	Science & Engineering Tech	Equipment/Supplies	None to date
T. Cook	Biological Sciences	Equipment/Supplies	None to date
McCauley	Center Community Engagement	Student	Submission
Miller	Center Community Engagement	Student	Funded
Wozniak	Biological Sciences	Equipment/Supplies	Funded
Zink	Humanities & Social Sciences	Start-up	None to date
Alford	Mathematics & Statistics	Meeting	Funded
Neudorf	Biological Sciences	Meeting	None to date
Kumar	Economics & Intl. Business	Travel	None to date
White	Psychology & Philosophy	Equipment/Supplies	None to date
Ma	Engineering Technology	Training	Funded
Shepherd	Physics	Salary	Funded
Williams	Biological Sciences	Salary	Funded

Ramsey	Art	Equipment/Supplies	None to date
Godwin	Natura History Museum	Equipment/Supplies	Funded
Lynne	Biological Sciences	Student, Equipment/Supplies	Funded
Harper	Biological Sciences	Student, Equipment/Supplies	None to date
Bucheli	Biological Sciences	Student, Equipment/Supplies	Funded
LaRue	Forensic Science	Student, Equipment/Supplies	Funded
Houston	Forensic Science	Student, Equipment/Supplies	Submission
Venta	Psychology & Philosophy	Student, Equipment/Supplies	Funded
Boisvert	Criminal Justice	Student, Equipment/Supplies	Submission
Connolly	Criminal Justice	Student, Equipment/Supplies	Submission

*Fiscal Year 2018 - \$122,222*

Anderson	Agricultural Sciences	Equipment	Submission
Andrist	World Languages & Cultures	Travel	None to date
Baker	Security Studies	Travel	Funded
Barker	World Languages & Cultures	Travel	Submission
Bedore	Agricultural Sciences	Equipment	Funded
Bell	English	Travel	None to date
Beverly	Agricultural Sciences	Travel	None to date
Biskupska	History	Travel	None to date
Botero	Psychology & Philosophy	Travel	Submission
Breen	Academic Enrichment Center	Meeting Support	Funded
Bytheway	Research Centers	Equipment & Travel	Funded
Desforges	Psychology & Philosophy	Travel	None to date
Dent	Physics	Research Support	Funded
Enia	Political Science	Travel	Submission
Feu	World Languages & Cultures	Student Support	Submission
Fuller	Education Leadership	Travel	Submission
Deng	Sociology	Travel	Funded
Gary	Research Centers	Equipment	Funded
Godwin	Research Centers	Equipment & Travel	Funded
Harper	Biological Sciences	Equipment repair	Submission
J. Cook	Biological Sciences	Equipment & Travel	Funded
J. Sullivan	Counselor Education	Travel	Submission
Ma	Agricultural Sciences	Student Support	Submission
Montana	Biological Sciences	Travel	Funded
Nair	Agricultural Sciences	Student Support	Funded
Ratcliff	Psychology & Philosophy	Student Support	Submission
S. Sullivan	Counselor Education	Travel	Submission
Saltibus	Engineering Technology	Student Support	None to date
Scarbrough	Population Health	Travel	None to date
Smith-Herron	Research Centers	Travel	Funded
T. Cook	Biological Sciences	Event Support	None to date
Tivdor	Research Centers	Equipment	None to date
van Raalte	Communication Studies	Equipment	None to date
Zelbst	Business	Equipment & Travel	Submission

## **SECTION VI – FACULTY SURVEY OF ORSP SERVICES FOR FY21**

The Office of Research and Sponsored Programs distributes an annual performance survey to faculty and staff each fiscal year. The goal of this survey is to assess faculty and staff perception of the services provided by ORSP, and to monitor changes in their perception over time. We initiated this survey in January 2018 and have distributed it in subsequent years (Table VI-1).

The survey is separated in four major sections that correspond with the major functional units of the department (Research Coordination and Proposal Development, Budget Development and Proposal Submission, Research Communications, and Research Ethics and Compliance). The organizational structure of each unit, their respective goals, and performance indicators and can be found in Section VII.

### **1. Research Coordination and Proposal Development Unit**

The major goals of this unit is to promote faculty grant activity by building relationships with faculty and staff, informing researchers about grant opportunities, monitoring the pulse of the funding landscape (and communicating that to faculty), connecting researchers with potential collaborators (internal and external), assisting with planning of grant application timeline, identifying fruitful areas for strategic investments, offering trainings and workshop for grant writing, and providing general guidance and training in proposal development. This unit was implemented when I became AVP, and it has seen the most significant change in perception over time. In general, faculty positive perception of this unit has increased over the past four years for all survey questions, but there remains room for improvement. Areas that scored lowest, and thus, require attention include:

- a. Finding funding sponsors and grants for faculty
- b. Connecting faculty with collaborators
- c. Enhancing proposal quality

### **2. Budget Development and Proposal Submissions Unit**

The major goals of this unit are to help PIs develop a budget that allows them to accomplish the deliverables of the proposed work while meeting university policies and federal regulations, to collect and organize all materials needed for submission, review submission documents for compliance, and upload all materials to the appropriate sponsor portal in a timely manner. This unit works with sponsors to negotiate the contract if an award is made and coordinates the handoff of the documents to Office of Research Administration (post award). In general, this unit scores best among all units in ORSP. There are a few areas we plan on targeting for improvement. These areas will increase the efficiency of proposal submissions and enhance the knowledge of PIs about the submission process and include:

- a. Increase communication regarding details of the contracts
- b. Follow up on unfunded proposals



### 3. Research Communication Unit

Until recently, this unit has been unstaffed (approximately two years). As a result, this unit continues to score relatively low in all areas. We are working to improve this unit as well as, each aspect within the unit.

### 4. Research Ethics and Compliance Unit

This unit oversees all human subjects, live animals, biosafety, drone, and export control compliance programs. This is the regulatory unit within ORSP and thus, has the challenge of maintaining positive perception while regulating faculty and staff research activities. Regardless, this unit scores relatively high in most areas. The following area has room for improvement:

- a. Increased resources of the IRB and IACUC processes

In closing, the overall perception of faculty and staff of the support provided by ORSP is positive and has increased over the past four years.

Table VI-1. ORSP annual performance review survey for the past 4 years by division units. Scores are represent on a 5-point scale. The % Change indicate how much the percent the score has increased from the original FY18/FY19 survey date.

Units in ORSP	Questions	2018	2019	2020	2021	% Change
RESEARCH COORDINATION AND PROPOSAL DEVELOPMENT	How effective is ORSP at helping you find external sponsors and funding opportunities?	2.45	2.59	3.31	3.36	36.86
	How effective is ORSP at connecting you with collaborators?	1.94	2.45	3.10	3.11	60.58
	How effective is ORSP at assisting with proposal development such as writing, editing, providing supporting documents, etc.?	2.61	2.90	3.76	3.60	38.35
	How effective is ORSP at helping you enhance the quality of your proposal?	2.20	2.61	3.21	3.25	47.87
	How effective is ORSP at creating awareness of resources and/or infrastructure available at SHSU for you to use in your scholarship?	2.048	2.53	3.15	3.26	59.20
BUDGET DEVELOPMENT AND PROPOSAL SUBMISSIONS	How supported do you feel by ORSP throughout proposal development process?		3.15	3.96	3.78	20.05
	How effective is ORSP at communicating to you the specific requirements of the sponsor?	2.85	3.10	3.84	3.78	32.72
	How effective is ORSP at helping you compile and organize all documents required for proposal submission?	3.47	3.49	4.04	4.02	15.93
	How effective is ORSP with budget creation?	3.45	3.56	3.98	4.10	18.88
	How accommodating was ORSP at helping meet your budget needs?		3.51	4.09	4.06	15.55
	How well did ORSP explain the budget process?		3.21	3.85	3.97	23.73
	How effective is ORSP at successfully submitting your proposal to the sponsor?	3.70	3.80	4.36	4.30	16.35
	How well does ORSP following up on proposal submissions that were not funded?	2.04	2.16	2.82	2.98	46.54
	Is the proposal routing/approval process efficient and understandable?		2.93	3.60	3.79	29.22
	When a proposal is awarded, how well does ORSP communicate the details of the contract?		3.13	3.76	3.45	10.11
RESEARCH COMMUNICATIONS	How functional is the ORSP website?	2.46	2.93	3.00	3.40	38.49
	How effective is ORSP at publicizing the scholarly accomplishments of SHSU faculty and staff?	2.18	2.20	2.82	2.82	29.43
	How accurately was your content showcased/published in ORSP media releases?		1.65	2.57	2.88	74.39
RESEARCH ETHICS AND COMPLIANCE	How valuable do you find the compliance trainings (CITI, IRB, IACUC, etc.)?		3.09	3.09	3.09	-0.13
	How accessible is information regarding the IRB and/or IACUC processes?		3.21	3.18	3.10	-3.33
	How satisfied are you with the IRB and/or IACUC submission process?	3.13	3.48	3.26	3.47	10.74
	Are the results of IRB and/or IACUC review provided in a timely manner?	3.57	3.74	3.58	3.68	3.15
OVERALL FACULTY & STAFF PERCEPTION	How satisfied are you with your overall experience working with ORSP?	3.22	3.70	3.80	4.13	28.22

## **SECTION VII – MISSION, GOALS, & PLAN**

**Guiding Principles:** Engaging students in academic scholarship, research and innovation has profound impacts on their educational experience. Faculty and staff that maintain externally funded scholarship are likely to involve students in meaningful learning beyond the classroom, impacting their academic success while helping them become better stewards and serving members of their communities. Therefore, the ORSP staff dedicate their daily activities to assisting faculty with finding grant opportunities, submitting grant proposals, and securing internal/external funding to support their scholarship.

**Mission:** The Office of Research and Sponsored Programs supports and fosters scholarship, research, and innovation to encourage life-long learning of the faculty and staff, while enhancing the educational experience of students and providing service and benefits to the community.

**Vision:** Positive impact through scholarly and creative accomplishments

**Values:** Integrity • Quality • Positivity • Perseverance • Empathy • Transparency

### **Strategic Goals and Actions:**

#### **PILLAR I - DEVELOP FACULTY, STAFF AND STUDENTS**

Initiative: Grow the research/scholarly enterprise at SHSU and develop a culture that values high impact, sustainable scholarship.

Goal: Increase number of grant-active faculty

Goal: Increase proposal success rate

Goal: Increase external grant submissions and dollars requested

Goal: Increase number of grants and dollars awarded

Goal: Increase number of active grants and grant expenditures

Goal: Diversify the SHSU grant portfolio

Goal: Enhance faculty/staff understanding of the funding process

Goal: Increase use of core research laboratories

Initiative: Equip students for career success by encouraging and fostering engagement of undergraduates in meaningful scholarly activities outside the classroom.

Goal: Increase faculty-student mentorships

Goal: Increase student involvement in grant activity

Goal: Increase grant expenditures on students

Goal: Increase workforce opportunities for students

Goal: Develop sustainable funding model for the undergraduate experience

Goal: Leverage core research laboratories to train students

#### **PILLAR II -- SERVE THE COMMUNITY**

Initiative: Become an asset to external partners by leveraging SHSU assets (scholarly expertise and university resources) to help develop innovative solutions for the public and private sectors.

Goal: Increase number of partnerships with private companies  
Goal: Increase private funding for scholarship and innovation  
Goal: Expand patent portfolio by increasing technology development  
Goal: Increase industry awareness of SHSU technologies  
Goal: Increase licensing and commercialization of SHSU technology  
Goal: Increase use of core research laboratories  
Goal: Increase funding for research centers.

### **PILLAR III -- LEAD THE WAY**

Initiative: Employ the highest standards in research ethics and compliance.

Goal: Reduce compliance exposure  
Goal: Expand areas of compliance  
Goal: Increase compliance literacy among faculty and staff

Initiative: Grow national reputation as the innovative leader among comprehensive state universities in scholarly accomplishments and student engagement.

Goal: Increase following on social media and grow social media networks  
Goal: Increase use of website for success  
Goal: Increase media releases to internal and external consumers  
Goal: Increase representation to state and federal agencies and law makers

OFFICE OF RESEARCH AND SPONSORED PROGRAMS  
Organizational Chart  
September 2021

